





**SUMMARY**

Particulars	Previous Report	This Month	As at Date
(1)	(2)	(3)	(4)
Total Disbursement Authorities Received	0.00	0.00	0.00
NCA	0.00	0.00	0.00
NTA	0.00	0.00	0.00
Working Fund	0.00	0.00	0.00
TRA	0.00	0.00	0.00
CDC	0.00	0.00	0.00
NCAA	0.00	0.00	0.00
Less: Notice of Transfer of Allocations (NTA)* issued	0.00	0.00	0.00
Total Disbursement Authorities Available	0.00	0.00	0.00
Less:	0.00	0.00	0.00
Lapsed NCA	0.00	0.00	0.00
Disbursements	0.00	0.00	0.00
Less: Other Non-Cash Disbursements	0.00	0.00	0.00
Disbursements effected through outright deductions from claims	0.00	0.00	0.00
Overpayment of expenses(e.g. personnel benefits)	0.00	0.00	0.00
Restitution for loss of government property	0.00	0.00	0.00
Liquidated damages and similar claims	0.00	0.00	0.00
Others (e.g. TEF, BTr, Docs Stamp, etc.)	0.00	0.00	0.00
Add/Less: Adjustments (e.g. cancelled/staled checks)	0.00	0.00	0.00
Balance of Disbursement Authorities as at date	0.00	0.00	0.00
Total Disbursements Program	0.00	0.00	0.00
Less: *Actual Disbursements	0.00	0.00	0.00
(Over)/Under spending	0.00	0.00	0.00

Notes: \* The use of NTA is discouraged  
 Notes: \*\* Amounts should tally with the grand total disbursemnt (column 27).

Certified Correct:  
  
 RAHMAN S. ROPETA, CPA  
 Chief Administrative Officer  
 Date:

Recommending Approval:  
  
 NIÑO REY E. ESTOYA, MNSA, CESE  
 Deputy Executive Director  
 Date:

Approved By:  
  
 ATTY. TEODORO JOSE S. MATIA, MNSA  
 Executive Director  
 Date:

**MONTHLY REPORT OF DISBURSEMENTS**  
For the month of January 2025

Department : Department of Environment and Natural Resources (DENR)  
 Agency/Entity : Palawan Council for Sustainable Development Staff  
 Operating Unit : < not applicable >  
 Organization Code (UACS) : 10 006 000000  
 Fund Cluster : 01 - Regular Agency Fund


(e.g. UACS Fund Cluster: 01-Regular Agency Fund, 02-Foreign Assisted Projects Fund, 03-Special Account-Locally Funded/Domestic Grants Fund, etc.)

Particulars	Current Year Budget					Prior Year's Budget											SUB-TOTAL	Grand Total					Remarks	
	PS	MOOE	FinEx	CO	TOTAL	Prior Year's Accounts Payable					Current Year's Accounts Payable					TOTAL		PS	MOOE	FinEx	CO	TOTAL		
						PS	MOOE	FinEx	CO	Sub-Total	PS	MOOE	FinEx	CO	Sub-Total									
1	2	3	4	5	6=(2+3+4+5)	7	8	9	10	11=7+8+9+10	12	13	14	15	16=12+13+14+15	17=11+16	18=(6+17)	23	24	25	26	27=(23+24+25+26)	28	
CASH DISBURSEMENTS	4,776,916.22	2,133,798.22	0.00	0.00	6,910,714.44	0.00	0.00	0.00	0.00	0.00	0.00	0.00	0.00	0.00	0.00	0.00	6,910,714.44	4,776,916.22	2,133,798.22	0.00	0.00	6,910,714.44		
Notice of Cash Allocation (NCA)	4,776,916.22	2,133,798.22	0.00	0.00	6,910,714.44	0.00	0.00	0.00	0.00	0.00	0.00	0.00	0.00	0.00	0.00	0.00	6,910,714.44	4,776,916.22	2,133,798.22	0.00	0.00	6,910,714.44		
MDS Checks Issued	295,776.18	1,395,603.76	0.00	0.00	1,691,379.94	0.00	0.00	0.00	0.00	0.00	0.00	0.00	0.00	0.00	0.00	0.00	1,691,379.94	295,776.18	1,395,603.76	0.00	0.00	1,691,379.94		
Advice to Debit Account	4,481,140.04	738,194.46	0.00	0.00	5,219,334.50	0.00	0.00	0.00	0.00	0.00	0.00	0.00	0.00	0.00	0.00	0.00	5,219,334.50	4,481,140.04	738,194.46	0.00	0.00	5,219,334.50		
Notice of Transfer Allocations (NTA)	0.00	0.00	0.00	0.00	0.00	0.00	0.00	0.00	0.00	0.00	0.00	0.00	0.00	0.00	0.00	0.00	0.00	0.00	0.00	0.00	0.00	0.00	0.00	
MDS Checks Issued	0.00	0.00	0.00	0.00	0.00	0.00	0.00	0.00	0.00	0.00	0.00	0.00	0.00	0.00	0.00	0.00	0.00	0.00	0.00	0.00	0.00	0.00	0.00	
Advice to Debit Account	0.00	0.00	0.00	0.00	0.00	0.00	0.00	0.00	0.00	0.00	0.00	0.00	0.00	0.00	0.00	0.00	0.00	0.00	0.00	0.00	0.00	0.00	0.00	
Working Fund for FAPs	0.00	0.00	0.00	0.00	0.00	0.00	0.00	0.00	0.00	0.00	0.00	0.00	0.00	0.00	0.00	0.00	0.00	0.00	0.00	0.00	0.00	0.00	0.00	
Cash Disbursement Ceiling (CDC)	0.00	0.00	0.00	0.00	0.00	0.00	0.00	0.00	0.00	0.00	0.00	0.00	0.00	0.00	0.00	0.00	0.00	0.00	0.00	0.00	0.00	0.00	0.00	
<b>TOTAL CASH DISBURSEMENTS</b>	<b>4,776,916.22</b>	<b>2,133,798.22</b>	<b>0.00</b>	<b>0.00</b>	<b>6,910,714.44</b>	<b>0.00</b>	<b>0.00</b>	<b>0.00</b>	<b>0.00</b>	<b>0.00</b>	<b>0.00</b>	<b>0.00</b>	<b>0.00</b>	<b>0.00</b>	<b>0.00</b>	<b>0.00</b>	<b>6,910,714.44</b>	<b>4,776,916.22</b>	<b>2,133,798.22</b>	<b>0.00</b>	<b>0.00</b>	<b>6,910,714.44</b>		
NON-CASH DISBURSEMENTS	327,025.30	62,791.96	0.00	0.00	389,817.26	0.00	0.00	0.00	0.00	0.00	0.00	0.00	0.00	0.00	0.00	0.00	389,817.26	327,025.30	62,791.96	0.00	0.00	389,817.26		
Tax Remittance Advices Issued (TRA)	327,025.30	62,791.96	0.00	0.00	389,817.26	0.00	0.00	0.00	0.00	0.00	0.00	0.00	0.00	0.00	0.00	0.00	389,817.26	327,025.30	62,791.96	0.00	0.00	389,817.26		
Non-Cash Availment Authority (NCAA)	0.00	0.00	0.00	0.00	0.00	0.00	0.00	0.00	0.00	0.00	0.00	0.00	0.00	0.00	0.00	0.00	0.00	0.00	0.00	0.00	0.00	0.00	0.00	
Disbursements effected through outright deductions from claims (please specify...)	0.00	0.00	0.00	0.00	0.00	0.00	0.00	0.00	0.00	0.00	0.00	0.00	0.00	0.00	0.00	0.00	0.00	0.00	0.00	0.00	0.00	0.00	0.00	
Overpayment of expenses(e.g. personnel benefits)	0.00	0.00	0.00	0.00	0.00	0.00	0.00	0.00	0.00	0.00	0.00	0.00	0.00	0.00	0.00	0.00	0.00	0.00	0.00	0.00	0.00	0.00	0.00	
Restitution for loss of government property	0.00	0.00	0.00	0.00	0.00	0.00	0.00	0.00	0.00	0.00	0.00	0.00	0.00	0.00	0.00	0.00	0.00	0.00	0.00	0.00	0.00	0.00	0.00	
Liquidated damages and similar claims	0.00	0.00	0.00	0.00	0.00	0.00	0.00	0.00	0.00	0.00	0.00	0.00	0.00	0.00	0.00	0.00	0.00	0.00	0.00	0.00	0.00	0.00	0.00	
Others(TEF, BTI-Documentary Stamp Tax, etc.)	0.00	0.00	0.00	0.00	0.00	0.00	0.00	0.00	0.00	0.00	0.00	0.00	0.00	0.00	0.00	0.00	0.00	0.00	0.00	0.00	0.00	0.00	0.00	
<b>TOTAL NON-CASH DISBURSEMENTS</b>	<b>327,025.30</b>	<b>62,791.96</b>	<b>0.00</b>	<b>0.00</b>	<b>389,817.26</b>	<b>0.00</b>	<b>0.00</b>	<b>0.00</b>	<b>0.00</b>	<b>0.00</b>	<b>0.00</b>	<b>0.00</b>	<b>0.00</b>	<b>0.00</b>	<b>0.00</b>	<b>0.00</b>	<b>389,817.26</b>	<b>327,025.30</b>	<b>62,791.96</b>	<b>0.00</b>	<b>0.00</b>	<b>389,817.26</b>		
<b>GRAND TOTAL</b>	<b>5,103,941.52</b>	<b>2,196,590.18</b>	<b>0.00</b>	<b>0.00</b>	<b>7,300,531.70</b>	<b>0.00</b>	<b>0.00</b>	<b>0.00</b>	<b>0.00</b>	<b>0.00</b>	<b>0.00</b>	<b>0.00</b>	<b>0.00</b>	<b>0.00</b>	<b>0.00</b>	<b>0.00</b>	<b>7,300,531.70</b>	<b>5,103,941.52</b>	<b>2,196,590.18</b>	<b>0.00</b>	<b>0.00</b>	<b>7,300,531.70</b>		


**SUMMARY**

Particulars	Previous Report	This Month	As at Date
(1)	(2)	(3)	(4)
Total Disbursement Authorities Received	0.00	7,678,817.26	7,678,817.26
NCA	0.00	7,289,000.00	7,289,000.00
NTA	0.00	0.00	0.00
Working Fund	0.00	0.00	0.00
TRA	0.00	389,817.26	389,817.26
CDC	0.00	0.00	0.00
NCAA	0.00	0.00	0.00
Less: Notice of Transfer of Allocations (NTA)* issued	0.00	0.00	0.00
Total Disbursement Authorities Available	0.00	7,678,817.26	7,678,817.26
Less:	0.00	0.00	0.00
Lapsed NCA	0.00	0.00	0.00
Disbursements	0.00	7,300,531.70	7,300,531.70
Less: Other Non-Cash Disbursements	0.00	0.00	0.00
Disbursements effected through outright deductions from claims	0.00	0.00	0.00
Overpayment of expenses(e.g. personnel benefits)	0.00	0.00	0.00
Restitution for loss of government property	0.00	0.00	0.00
Liquidated damages and similar claims	0.00	0.00	0.00
Others (e.g. TEF, BTr, Docs Stamp, etc.)	0.00	0.00	0.00
Add/Less: Adjustments (e.g. cancelled/staled checks)	0.00	0.00	0.00
Balance of Disbursement Authorities as at date	0.00	378,285.56	378,285.56
Total Disbursements Program	0.00	7,289,000.00	7,289,000.00
Less: *Actual Disbursements	0.00	6,910,714.44	6,910,714.44
(Over)/Under spending	0.00	378,285.56	378,285.56

Notes: \* The use of NTA is discouraged  
 Notes: \*\* Amounts should tally with the grand total disbursemnt (column 27).

Certified Correct:  
  
 RAHMAN S. ROPETA, CPA  
 Chief Administrative Officer  
 Date:

Recommending Approval:  
  
 NIÑO REY C. ESTOYA, MNSA, CESE  
 Deputy Executive Director  
 Date:

Approved By:  
  
 ATTY. TEODORO JOSE S. MATTA, MNSA  
 Executive Director  
 Date: