

SUMMARY OF APPROPRIATIONS, ALLOTMENTS, OBLIGATIONS, DISBURSEMENTS AND BALANCES BY OBJECT OF EXPENDITURES

As at the Quarter Ending December 31, 2024

Department : Department of Environment and Natural Resources (DENR)
 Agency/Entity : Palawan Council for Sustainable Development Staff
 Operating Unit : < not applicable >
 Organization Code (UACS) : 10 000 0000000
 Fund Cluster : 03 - Special Account - Locally Funded/Domestic Grants Fund

X	Current Year Appropriations
	Supplemental Appropriations
	Continuing Appropriations

(e.g. UACS Fund Cluster: 01-Regular Agency Fund, 02-Foreign Assisted Projects Fund, 03-Special Account-Locally Funded/Domestic Grants Fund, and 04-Special Account-Foreign Assisted/Foreign Grants Fund)

Particulars	UACS CODE	Appropriations			Allotments		Obligations							Disbursements				Balances					
		Authorized Appropriations	Adjustments (Transfer To/From, Modifications/ Augmentations)	Adjusted Appropriations	Allotments Received	Adjustments (Reductions, Modifications/ Augmentations)	Transfer To	Transfer From	Adjusted Allotments	1st Quarter Ending March 31	2nd Quarter Ending June 30	3rd Quarter Ending September 30	4th Quarter Ending December 31	Total	1st Quarter Ending March 31	2nd Quarter Ending June 30	3rd Quarter Ending September 30	4th Quarter Ending December 31	Total	Unreleased Appropriations	Unobligated Allotments	Unpaid Obligations (15-20)-(23+24)	
1	2	3	4	5	7	8	9	10=(6+7-8+9)	11	12	13	14	15=(11+12+13+14)	16	17	18	19	20=(16+17+18+19)	21=(3-16)	22=(10-13)	23	24	
SUMMARY		18,789,000.00	0.00	18,789,000.00	18,789,000.00	0.00	0.00	0.00	18,789,000.00	3,294,297.26	3,860,117.12	4,420,858.37	6,100,890.61	18,611,285.36	3,155,808.28	3,712,881.45	4,473,840.82	3,273,788.58	14,716,000.11	0.00	257,734.84	1,790,285.25	0.00
B. AUTOMATIC APPROPRIATIONS		18,789,000.00	0.00	18,789,000.00	18,789,000.00	0.00	0.00	0.00	18,789,000.00	3,294,297.26	3,860,117.12	4,420,858.37	6,100,890.61	18,611,285.36	3,155,808.28	3,712,881.45	4,473,840.82	3,273,788.58	14,716,000.11	0.00	257,734.84	1,790,285.25	0.00
Special Accounts in the General Fund		18,789,000.00	0.00	18,789,000.00	18,789,000.00	0.00	0.00	0.00	18,789,000.00	3,294,297.26	3,860,117.12	4,420,858.37	6,100,890.61	18,611,285.36	3,155,808.28	3,712,881.45	4,473,840.82	3,273,788.58	14,716,000.11	0.00	257,734.84	1,790,285.25	0.00
Waste Management Fund		18,789,000.00	0.00	18,789,000.00	18,789,000.00	0.00	0.00	0.00	18,789,000.00	3,294,297.26	3,860,117.12	4,420,858.37	6,100,890.61	18,611,285.36	3,155,808.28	3,712,881.45	4,473,840.82	3,273,788.58	14,716,000.11	0.00	257,734.84	1,790,285.25	0.00
Traveling Expenses		1,240,000.00	632,785.39	1,872,785.39	1,240,000.00	632,785.39	0.00	0.00	1,872,785.39	202,870.85	435,415.92	495,544.96	617,512.59	1,801,344.22	222,870.85	458,015.92	476,844.98	403,907.65	1,542,439.28	0.00	71,441.17	258,904.84	0.00
Traveling Expenses - Local	5020101000	1,240,000.00	632,785.39	1,872,785.39	1,240,000.00	632,785.39	0.00	0.00	1,872,785.39	202,870.85	435,415.92	495,544.96	617,512.59	1,801,344.22	222,870.85	458,015.92	476,844.98	403,907.65	1,542,439.28	0.00	71,441.17	258,904.84	0.00
Training and Scholarship Expenses		60,000.00	(28,850.00)	31,150.00	60,000.00	(28,850.00)	0.00	0.00	31,150.00	0.00	0.00	0.00	0.00	0.00	0.00	0.00	0.00	0.00	0.00	0.00	0.00	0.00	0.00
Training Expenses	5020701077	60,000.00	(28,850.00)	31,150.00	60,000.00	(28,850.00)	0.00	0.00	31,150.00	0.00	0.00	0.00	0.00	0.00	0.00	0.00	0.00	0.00	0.00	0.00	0.00	0.00	0.00
Supplies and Materials Expenses		1,200,000.00	117,853.20	1,467,853.20	1,200,000.00	117,853.20	0.00	0.00	1,467,853.20	49,294.27	219,817.49	419,700.33	687,821.87	1,234,428.06	34,841.69	213,018.20	429,749.10	391,842.07	1,078,443.16	0.00	183,694.14	205,878.00	0.00
Office Supplies Expenses	5020301002	190,000.00	(189,000.00)	10,000.00	190,000.00	(189,000.00)	0.00	0.00	10,000.00	0.00	0.00	0.00	0.00	0.00	0.00	0.00	0.00	0.00	0.00	0.00	0.00	0.00	0.00
Fuel, Oil and Lubricants Expenses	5020302000	872,000.00	149,875.12	1,021,875.12	872,000.00	149,875.12	0.00	0.00	1,021,875.12	48,294.27	203,817.49	318,655.33	238,920.55	808,757.64	34,541.69	198,518.30	336,708.10	117,951.65	687,718.74	0.00	160,007.48	121,038.00	0.00
Other Supplies and Materials Expenses	5020303000	230,000.00	169,108.08	409,108.08	230,000.00	169,108.08	0.00	0.00	409,108.08	0.00	15,000.00	102,040.00	358,831.42	415,871.42	0.00	15,000.00	102,040.00	273,890.42	380,730.42	0.00	23,436.66	84,941.00	0.00
Utility Expenses		200,000.00	(180,773.84)	19,226.16	200,000.00	(180,773.84)	0.00	0.00	19,226.16	1,878.24	2,042.72	0.00	10,000.10	14,228.06	1,678.24	2,042.72	0.00	0.00	0.00	0.00	0.00	0.00	0.00
Water Expenses	5020401000	100,000.00	(97,437.50)	2,562.50	100,000.00	(97,437.50)	0.00	0.00	2,562.50	0.00	0.00	0.00	0.00	2,562.50	0.00	0.00	0.00	0.00	0.00	0.00	0.00	0.00	0.00
Electricity Expenses	5020402000	100,000.00	(88,338.44)	11,661.56	100,000.00	(88,338.44)	0.00	0.00	11,661.56	1,875.24	2,042.72	0.00	7,945.60	11,661.56	1,875.24	2,042.72	0.00	0.00	0.00	0.00	0.00	0.00	0.00
Communication Expenses		198,000.00	21,373.46	219,373.46	198,000.00	21,373.46	0.00	0.00	219,373.46	4,198.01	3,298.82	198,073.01	12,704.28	219,373.46	4,198.01	3,298.82	198,073.01	6,987.02	211,788.07	0.00	0.00	7,807.33	0.00
Telephone Expenses		190,000.00	13,768.07	211,768.07	190,000.00	13,768.07	0.00	0.00	211,768.07	4,198.01	3,298.02	199,073.01	5,097.03	211,768.07	4,198.01	3,298.02	199,073.01	5,097.03	211,788.07	0.00	0.00	0.00	0.00
Mobile	5020502001	190,000.00	13,768.07	211,768.07	190,000.00	13,768.07	0.00	0.00	211,768.07	4,198.01	3,298.02	199,073.01	5,097.03	211,768.07	4,198.01	3,298.02	199,073.01	5,097.03	211,788.07	0.00	0.00	0.00	0.00
Internet Subscription Expenses	5020503000	0.00	7,607.33	7,607.33	0.00	7,607.33	0.00	0.00	7,607.33	0.00	0.00	0.00	7,607.33	7,607.33	0.00	0.00	0.00	0.00	0.00	0.00	0.00	0.00	0.00
Awards/Rewards and Prizes		17,000.00	(17,000.00)	0.00	17,000.00	(17,000.00)	0.00	0.00	0.00	0.00	0.00	0.00	0.00	0.00	0.00	0.00	0.00	0.00	0.00	0.00	0.00	0.00	0.00
Awards/Rewards Expenses	5020601001	17,000.00	(17,000.00)	0.00	17,000.00	(17,000.00)	0.00	0.00	0.00	0.00	0.00	0.00	0.00	0.00	0.00	0.00	0.00	0.00	0.00	0.00	0.00	0.00	0.00
Professional Services		11,230,000.00	748,850.19	11,978,850.19	11,230,000.00	748,850.19	0.00	0.00	11,978,850.19	2,834,872.20	2,869,891.81	3,070,857.72	3,411,428.36	11,978,850.19	2,778,356.89	2,719,208.23	3,070,857.72	2,233,261.47	10,788,483.30	0.00	0.00	1,178,186.89	0.00
Other Professional Services	5021160020	11,230,000.00	748,850.19	11,978,850.19	11,230,000.00	748,850.19	0.00	0.00	11,978,850.19	2,834,872.20	2,869,891.81	3,070,857.72	3,411,428.36	11,978,850.19	2,778,356.89	2,719,208.23	3,070,857.72	2,233,261.47	10,788,483.30	0.00	0.00	1,178,186.89	0.00
Taxes, Insurance Premiums and Other Fees		60,000.00	(40,000.00)	20,000.00	60,000.00	(40,000.00)	0.00	0.00	20,000.00	0.00	0.00	0.00	0.00	0.00	0.00	0.00	0.00	0.00	0.00	0.00	0.00	0.00	0.00
Insurance Expenses	5021503000	60,000.00	(40,000.00)	20,000.00	60,000.00	(40,000.00)	0.00	0.00	20,000.00	0.00	0.00	0.00	0.00	0.00	0.00	0.00	0.00	0.00	0.00	0.00	0.00	0.00	0.00
Other Maintenance and Operating Expenses		2,434,000.00	(1,282,193.24)	1,151,806.76	2,434,000.00	(1,282,193.24)	0.00	0.00	1,151,806.76	201,688.79	246,481.08	288,874.65	454,170.13	1,189,062.42	138,987.58	27,106.29	229,818.13	339,880.28	1,030,744.34	0.00	2,789.33	132,343.08	0.00
Representation Expenses	5022903000	680,000.00	(123,409.33)	556,590.67	680,000.00	(123,409.33)	0.00	0.00	556,590.67	118,000.00	0.00	188,830.00	255,871.34	582,801.34	118,000.00	0.00	188,830.00	134,871.34	441,801.34	0.00	2,789.33	121,000.00	0.00
Rentless Expenses		100,000.00	(72,889.29)	27,110.71	100,000.00	(72,889.29)	0.00	0.00	27,110.71	3,188.78	5,733.34	8,871.83	11,408.99	27,010.71	3,188.78	5,733.34	3,813.31	10,100.21	22,945.82	0.00	0.00	4,685.09	0.00
Rents - Building and Structures	5029905001	100,000.00	(72,889.29)	27,110.71	100,000.00	(72,889.29)	0.00	0.00	27,010.71	3,188.78	5,733.34	8,871.83	11,408.99	27,010.71	3,188.78	5,733.34	3,813.31	10,100.21	22,945.82	0.00	0.00	4,685.09	0.00
Other Maintenance and Operating Expenses	5029999009	1,845,000.00	(1,085,719.82)	759,280.18	1,845,000.00	(1,085,719.82)	0.00	0.00	759,280.18	80,399.03	240,717.72	71,772.82	188,891.81	579,280.38	15,769.03	255,248.92	95,872.82	194,808.81	571,997.38	0.00	0.00	7,293.00	0.00
GRAND TOTAL		18,789,000.00	0.00	18,789,000.00	18,789,000.00	0.00	0.00	0.00	18,789,000.00	3,294,297.26	3,860,117.12	4,420,858.37	6,100,890.61	18,611,285.36	3,155,808.28	3,712,881.45	4,473,840.82	3,273,788.58	14,716,000.11	0.00	257,734.84	1,790,285.25	0.00

Certified Correct
 RANSON R. POPETA, CPA
 Chief Administrative Officer
 Date

Recommended for Approval By
 NISO ROSA S. POYA, MNSA, CESE
 Deputy Executive Director
 Date


Approved By
 NISO ROSA S. POYA, MNSA
 Executive Director
 Date


SUMMARY OF APPROPRIATIONS, ALLOTMENTS, OBLIGATIONS, DISBURSEMENTS AND BALANCES BY OBJECT OF EXPENDITURES
As at the Quarter Ending December 31, 2024


Department : Department of Environment and Natural Resources (DENR)
 Agency/Entity : Palawan Council for Sustainable Development Staff
 Operating Unit : < not applicable >
 Organization Code (UACS) : 10 000 0000000
 Fund Cluster : 03 - Special Account - Locally Funded/Domestic Grants Fund
 (e.g. UACS Fund Cluster: 01-Regular Agency Fund, 02-Foreign Assisted Projects Fund, 03-Special Account-Locally Funded/Domestic Grants Fund, and 04-Special Account-Foreign Assisted/Foreign Grants Fund)

	Current Year Appropriations
	Supplemental Appropriations
X	Continuing Appropriations

Particulars	UACS CODE	Appropriations				Allotments					Obligations					Disbursements					Balances				
		Authorized Appropriations	Transfer To/From, Modifications/ Augmentations	Adjusted Appropriations	Adjusted Appropriations	Allotments		Adjustments (Reductions, Modifications/ Augmentations)	Transfer To	Transfer From	Adjusted Allotments	1st Quarter Ending March 31	2nd Quarter Ending June 30	3rd Quarter Ending September 30	4th Quarter Ending December 31	Total	1st Quarter Ending March 31	2nd Quarter Ending June 30	3rd Quarter Ending September 30	4th Quarter Ending December 31	Total	Unused Funds		Unpaid Obligations	
						SARO	Unobligated															Unreleased Appropriations	Unobligated Allotments	Due and Demandable	Not Yet Due and Demandable
1	2	3	4	5=(3+4)	6	7	8	9	10	11=(9+10)	12	13	14	15	16=(12+13+14+15)	17	18	19	20	21=(17+18+19+20)	22=(2-1)	23=(11-8)	24	25	
SUMMARY		0.00	0.00	0.00	0.00	0.00	335,365.37	0.00	0.00	0.00	335,365.37	0.00	0.00	0.00	333,678.12	333,678.12	0.00	0.00	0.00	111,608.30	111,608.30	0.00	1,888.25	0.00	222,189.82
Unobligated Allotment		0.00	0.00	0.00	0.00	335,365.37	0.00	0.00	0.00	335,365.37	0.00	0.00	0.00	0.00	333,678.12	333,678.12	0.00	0.00	0.00	111,608.30	111,608.30	0.00	1,888.25	0.00	222,189.82
AGENCY SPECIFIC BUDGET		0.00	0.00	0.00	0.00	335,365.37	0.00	0.00	0.00	335,365.37	0.00	0.00	0.00	0.00	333,678.12	333,678.12	0.00	0.00	0.00	111,608.30	111,608.30	0.00	1,888.25	0.00	222,189.82
Maintenance and Other Operating Expenses		0.00	0.00	0.00	0.00	335,365.37	0.00	0.00	0.00	335,365.37	0.00	0.00	0.00	0.00	333,678.12	333,678.12	0.00	0.00	0.00	111,608.30	111,608.30	0.00	1,888.25	0.00	222,189.82
Travelling Expenses		0.00	0.00	0.00	0.00	111,315.55	0.00	0.00	0.00	111,315.55	0.00	0.00	0.00	0.00	109,826.30	109,826.30	0.00	0.00	0.00	109,826.30	109,826.30	0.00	1,888.25	0.00	0.00
Travelling Expenses - Local	5020101000	0.00	0.00	0.00	0.00	111,315.55	0.00	0.00	0.00	111,315.55	0.00	0.00	0.00	0.00	109,826.30	109,826.30	0.00	0.00	0.00	109,826.30	109,826.30	0.00	1,888.25	0.00	0.00
Supplies and Materials Expenses		0.00	0.00	0.00	0.00	177,215.29	0.00	0.00	0.00	177,215.29	0.00	0.00	0.00	0.00	177,215.29	177,215.29	0.00	0.00	0.00	0.00	0.00	0.00	0.00	0.00	177,215.29
Fuel, Oil and Lubricants Expenses	5023000000	0.00	0.00	0.00	0.00	177,215.29	0.00	0.00	0.00	177,215.29	0.00	0.00	0.00	0.00	177,215.29	177,215.29	0.00	0.00	0.00	0.00	0.00	0.00	0.00	0.00	177,215.29
Other Maintenance and Operating Expenses		0.00	0.00	0.00	0.00	48,834.53	0.00	0.00	0.00	48,834.53	0.00	0.00	0.00	0.00	48,834.53	48,834.53	0.00	0.00	0.00	1,888.00	1,888.00	0.00	0.00	0.00	44,954.53
Other Maintenance and Operating Expenses	5029990000	0.00	0.00	0.00	0.00	48,834.53	0.00	0.00	0.00	48,834.53	0.00	0.00	0.00	0.00	48,834.53	48,834.53	0.00	0.00	0.00	1,888.00	1,888.00	0.00	0.00	0.00	44,954.53
Other Maintenance and Operating Expenses	5029990000	0.00	0.00	0.00	0.00	48,834.53	0.00	0.00	0.00	48,834.53	0.00	0.00	0.00	0.00	48,834.53	48,834.53	0.00	0.00	0.00	1,888.00	1,888.00	0.00	0.00	0.00	44,954.53
GRAND TOTAL		0.00	0.00	0.00	0.00	335,365.37	0.00	0.00	0.00	335,365.37	0.00	0.00	0.00	0.00	333,678.12	333,678.12	0.00	0.00	0.00	111,608.30	111,608.30	0.00	1,888.25	0.00	222,189.82

Certified by:

 RAHMAN B. OPETA, CPA
 Chief Administrative Officer
 Date:

Recommended by:

 NERO ESTE. ENOYA, MNSA, CESE
 Deputy Executive Director
 Date:

Approved by:

 ATTY. TEODORO JOSE S. MATTIA, MNSA
 Executive Director
 Date: