

MONTHLY REPORT OF DISBURSEMENTS
For the month of October 2023

Department Department of Environment and Natural Resources (DENR)
 Agency/Entity Palawan Council for Sustainable Development Staff
 Operating Unit < not applicable >
 Organization 10 006 0000000
 Fund Cluster 03 - Special Account - Locally Funded/Domestic Grants Fund


Particulars	Current Year Budget					Prior Year's Budget											Trust Liabilities				Grand Total					Remarks		
	PS	MOOE	FinEx	CO	TOTAL	Prior Year's Accounts Payable					Current Year's Accounts Payable						PS	MOOE	CO	TOTAL	PS	MOOE	FinEx	CO	TOTAL			
						PS	MOOE	FinEx	CO	Sub-Total	PS	MOOE	FinEx	CO	Sub-Total	Sub-Total											Sub-Total	Sub-Total
1	2	3	4	5	6=(2+3+4+5)	7	8	9	10	11=(7+8+9+10)	12	13	14	15	16=(12+13+14+15)	17=(11+16)	18=(6+17)	19	20	21	22=(19+20+21)	23	24	25	26	27=(23+24+25+26)	28	
CASH DISBURSEMENTS	-	1,221,523.12	-	-	1,221,523.12	-	-	-	-	-	-	-	-	-	-	-	1,221,523.12	-	-	-	-	-	1,221,523.12	-	-	-	1,221,523.12	
<i>Notice of Cash Allocation (NCA)</i>	-	1,221,523.12	-	-	1,221,523.12	-	-	-	-	-	-	-	-	-	-	-	1,221,523.12	-	-	-	-	-	1,221,523.12	-	-	-	1,221,523.12	
MDS Checks Issued	-	3,185.65	-	-	3,185.65	-	-	-	-	-	-	-	-	-	-	-	3,185.65	-	-	-	-	-	3,185.65	-	-	-	3,185.65	
Advice to Debit Account	-	1,218,337.47	-	-	1,218,337.47	-	-	-	-	-	-	-	-	-	-	-	1,218,337.47	-	-	-	-	-	1,218,337.47	-	-	-	1,218,337.47	
<i>Notice of Transfer Allocations (NTA)</i>	-	-	-	-	-	-	-	-	-	-	-	-	-	-	-	-	-	-	-	-	-	-	-	-	-	-	-	
MDS Checks Issued	-	-	-	-	-	-	-	-	-	-	-	-	-	-	-	-	-	-	-	-	-	-	-	-	-	-	-	
Advice to Debit Account	-	-	-	-	-	-	-	-	-	-	-	-	-	-	-	-	-	-	-	-	-	-	-	-	-	-	-	
<i>Working Fund for FAPs</i>	-	-	-	-	-	-	-	-	-	-	-	-	-	-	-	-	-	-	-	-	-	-	-	-	-	-	-	
<i>Cash Disbursement Ceiling (CDC)</i>	-	-	-	-	-	-	-	-	-	-	-	-	-	-	-	-	-	-	-	-	-	-	-	-	-	-	-	
TOTAL CASH DISBURSEMENTS	-	1,221,523.12	-	-	1,221,523.12	-	-	-	-	-	-	-	-	-	-	-	1,221,523.12	-	-	-	-	-	1,221,523.12	-	-	-	1,221,523.12	
NON-CASH DISBURSEMENTS	-	54,108.34	-	-	54,108.34	-	-	-	-	-	-	-	-	-	-	-	54,108.34	-	-	-	-	-	54,108.34	-	-	-	54,108.34	
Tax Remittance Advices Issued (TRA)	-	54,108.34	-	-	54,108.34	-	-	-	-	-	-	-	-	-	-	-	54,108.34	-	-	-	-	-	54,108.34	-	-	-	54,108.34	
Non-Cash Availment Authority (NCAA)	-	-	-	-	-	-	-	-	-	-	-	-	-	-	-	-	-	-	-	-	-	-	-	-	-	-	-	
Disbursements effected through outright deductions from claims (please specify...)	-	-	-	-	-	-	-	-	-	-	-	-	-	-	-	-	-	-	-	-	-	-	-	-	-	-	-	
Overpayment of expenses(e.g. personnel benefits)	-	-	-	-	-	-	-	-	-	-	-	-	-	-	-	-	-	-	-	-	-	-	-	-	-	-	-	
Restitution for loss of government property	-	-	-	-	-	-	-	-	-	-	-	-	-	-	-	-	-	-	-	-	-	-	-	-	-	-	-	
Liquidated damages and similar claims	-	-	-	-	-	-	-	-	-	-	-	-	-	-	-	-	-	-	-	-	-	-	-	-	-	-	-	
Others(TEF, BTr-Documentary Stamp Tax, etc.)	-	-	-	-	-	-	-	-	-	-	-	-	-	-	-	-	-	-	-	-	-	-	-	-	-	-	-	
TOTAL NON-CASH DISBURSEMENTS	-	54,108.34	-	-	54,108.34	-	-	-	-	-	-	-	-	-	-	-	54,108.34	-	-	-	-	-	54,108.34	-	-	-	54,108.34	
GRAND TOTAL	-	1,275,631.46	-	-	1,275,631.46	-	-	-	-	-	-	-	-	-	-	-	1,275,631.46	-	-	-	-	-	1,275,631.46	-	-	-	1,275,631.46	

SUMMARY


Particulars	Previous Report	This Month	As at Date
(1)	(2)	(3)	(4)
Total Disbursement Authorities Received	12,037,047.02	1,378,204.34	13,415,251.36
NCA	11,892,952.00	1,324,096.00	13,217,048.00
NTA	-	-	-
Working Fund	-	-	-
TRA	144,095.02	54,108.34	198,203.36
CDC	-	-	-
NCAA	-	-	-
Less: Notice of Transfer of Allocations (NTA)* Issued	-	-	-
Total Disbursement Authorities Available	12,037,047.02	1,378,204.34	13,415,251.36
Less:	-	-	-
Lapsed NCA	1,271,727.20	3,714.54	1,275,441.74
Disbursements	10,708,585.45	1,275,631.46	11,984,216.91
Less: Other Non-Cash Disbursements	-	-	-
Disbursements effected through outright deductions from claims	-	-	-
Overpayment of expenses (e.g. personnel benefits)	-	-	-
Restitution for loss of government property	-	-	-
Liquidated damages and similar claims	-	-	-
Others (e.g. TEF, BTr, Docs Stamp, etc.)	-	-	-
Add/Less: Adjustments (e.g. cancelled/staled checks)	(53,019.83)		(53,019.83)
Balance of Disbursement Authorities as at date	3,714.54	98,858.34	102,572.88
Total Disbursements Program	12,037,047.02	1,378,204.34	13,415,251.36
Less: *Actual Disbursements	12,033,332.48	1,279,346.00	13,312,678.48
(Over)/Under spending	3,714.54	98,858.34	102,572.88

Notes: * The use of NTA is discouraged
 Notes: ** Amounts should tally with the grand total disbursement (column 27).


Certified Correct


 JOSELITO A. ORDAS, CPA
 ACCOUNTANT
 Date: 10-Nov-23

Recommending Approval:


 RAHMAN S. ROPETA, CPA
 ADMINISTRATIVE AND FINANCE DIVISION CHIEF
 Date: 10-Nov-23

Approved By:


 ATTY. TEODORO JOSE S. MATTA, MNSA
 EXECUTIVE DIRECTOR
 Date: 10-Nov-23