

MONTHLY REPORT OF DISBURSEMENTS
For the month of January 2023

Department Department of Environment and Natural Resources (DENR)
Agency/Entity Palawan Council for Sustainable Development Staff
Operating Unit < not applicable >
Organization Code (UACS) 10 006 0000000
Fund Cluster 01 Regular Agency Fund

| Particulars | Current Year Budget | | | | Prior Year's Budget | | | | | Grand Total | | | | Remarks | | | |
|--|---------------------|-------------------|----------|---------------------|-------------------------------|-------------------|----|-----------|-------------------|---------------------|---------------------|-------------------|----|---------|------------------|---------------------|---|
| | PS | MOOE | CO | TOTAL | Prior Year's Accounts Payable | | | Sub-Total | TOTAL | PS | MOOE | FinEx | CO | | TOTAL | | |
| | | | | | PS | MOOE | CO | | | | | | | | | | |
| 1 | 2 | 3 | 5 | 6=(2+3+4+5) | 7 | 8 | 9 | 10 | 11=(7+8+9+10) | 17=(11+16) | 23 | 24 | 25 | 26 | 27=(23+24+25+26) | 28 | |
| CASH DISBURSEMENTS | | | | | | | | | | | | | | | | | |
| Notice of Cash Allocation (NCA) | | | | | | | | | | | | | | | | | - |
| MDS Checks Issued | 1,122,838.62 | 125,456.61 | | 1,248,295.23 | | 67,926.78 | | | 67,926.78 | 1,316,222.01 | 1,122,838.62 | 193,383.39 | | | - | 1,316,222.01 | - |
| Advice to Debit Account | 2,713,813.79 | 142,386.14 | | 2,856,199.93 | | 103,431.39 | | | 103,431.39 | 2,959,631.32 | 2,713,813.79 | 245,817.53 | | | | 2,959,631.32 | - |
| Notice of Transfer Allocations (NTA) | | | | | | | | | | | | | | | | | |
| MDS Checks Issued | | | | | | | | | | | | | | | | | |
| Advice to Debit Account | | | | | | | | | | | | | | | | | |
| Working Fund for FAPs | | | | | | | | | | | | | | | | | |
| Cash Disbursement Ceiling (CDC) | | | | | | | | | | | | | | | | | |
| TOTAL CASH DISBURSEMENTS | 3,836,652.41 | 267,842.75 | - | 4,104,495.16 | | 171,358.17 | | | 171,358.17 | 4,275,853.33 | 3,836,652.41 | 439,200.92 | | | - | 4,275,853.33 | |
| NON-CASH DISBURSEMENTS | | | | | | | | | | | | | | | | | |
| Tax Remittance Advices Issued (TRA) | 280,834.95 | 5,656.88 | | 286,491.83 | | 1,906.20 | | | 1,906.20 | 288,398.03 | 280,834.95 | 7,563.08 | | | - | 288,398.03 | - |
| Non-Cash Availment Authority (NCAA) | | | | | | | | | | | | | | | | | |
| Disbursements effected through outright deductions from claims (please specify...) | | | | | | | | | | | | | | | | | |
| Overpayment of expenses(e.g. personnel benefits) | | | | | | | | | | | | | | | | | |
| Restitution for loss of government property | | | | | | | | | | | | | | | | | |
| Liquidated damages and similar claims | | | | | | | | | | | | | | | | | |
| Others(TEF, BTr-Documentary Stamp Tax, etc.) | | | | | | | | | | | | | | | | | |
| TOTAL NON-CASH DISBURSEMENTS | 280,834.95 | 5,656.88 | - | 286,491.83 | | 1,906.20 | | | 1,906.20 | 288,398.03 | 280,834.95 | 7,563.08 | | | - | 288,398.03 | |
| GRAND TOTAL | 4,117,487.36 | 273,499.63 | - | 4,390,986.99 | | 173,264.37 | | | 173,264.37 | 4,564,251.36 | 4,117,487.36 | 446,764.00 | | | - | 4,564,251.36 | |


MONTHLY REPORT OF DISBURSEMENTS
For the month of January 2023


Department Department of Environment and Natural Resources (DENR)
Agency/Entity Palawan Council for Sustainable Development Staff
Operating Unit < not applicable >
Organization Code (UACS) 10 006 0000000
Fund Cluster 01 Regular Agency Fund


SUMMARY

| Particulars | Previous Report | This Month | As at Date |
|--|-----------------|--------------|--------------|
| (1) | (2) | (3) | (4) |
| Total Disbursement Authorities Received | - | 6,389,398.03 | 6,389,398.03 |
| NCA | - | 6,101,000.00 | 6,101,000.00 |
| NTA | | | |
| Working Fund | | | |
| TRA | - | 288,398.03 | 288,398.03 |
| CDC | | | |
| NCAA | | | |
| Less: Notice of Transfer of Allocations (NTA)* issued | | | |
| Total Disbursement Authorities Available | - | 6,389,398.03 | 6,389,398.03 |
| Less: | | | |
| Lapsed NCA | - | | - |
| Disbursements | - | 4,275,853.33 | 4,275,853.33 |
| Less: Other Non-Cash Disbursements | | | |
| Disbursements effected through outright deductions from claims | | | |
| Overpayment of expenses(e.g. personnel benefits) | | | |
| Restitution for loss of government property | | | |
| Liquidated damages and similar claims | | | |
| Others (e.g. TEF, BTR, Docs Stamp, etc.) | | | |
| Add/Less: Adjustments (e.g. cancelled/staled checks) | - | | - |
| Balance of Disbursement Authorities as at date | - | 2,113,544.70 | 2,113,544.70 |
| Total Disbursements Program | - | 6,389,398.03 | 6,389,398.03 |
| Less: *Actual Disbursements | - | 4,275,853.33 | 4,275,853.33 |
| (Over)/Under spending | - | 2,113,544.70 | 2,113,544.70 |

Notes: * The use of NTA is discouraged
 Notes: ** Amounts should tally with the grand total disbursement (column 27).

Certified Correct:

FAITH CLAUDINE U. HUSSIN, CPA
 Accountant III

Recommending Approval:

RAHMAN S. ROPETA, CPA, MAM
 Acting AFD Chief

Approved by:

NIÑO REY C. ESTOYA, MNSA, CESE
 Acting Executive Director