

**SUMMARY OF APPROPRIATIONS, ALLOTMENTS, OBLIGATIONS, DISBURSEMENTS AND BALANCES BY OBJECT OF EXPENDITURES**

**As at the Quarter Ending September 30, 2022**

**Department** : Department of Environment and Natural Resources (DENR)

**Agency** : Palawan Council for Sustainable Development Staff

**Operating Unit** : < not applicable >

**Organization Code (UACS)** : 10 006 000000

**Fund Cluster** : 01 Regular Agency Fund

x	Current Year Appropriations
	Supplemental Appropriations
	Continuing Appropriations

**(e.g. UACS Fund Cluster: 01-Regular Agency Fund, 02-Foreign Assisted Projects Fund, 03-Special Account-Locally Funded/Domestic Grants Fund, and 04-Special Account-Foreign Assisted/Foreign Grants Fund)**

Particulars	UACS CODE	Appropriations			Allotments			Obligations					Disbursements					Balances						
		Authorized Appropriations	Adjustments (Transfer To/From, Modification)	Adjusted Appropriations	Allotments Received	Adjustments (Reductions, Modifications)	Transfer To	Transfer From	Adjusted Allotments	1st Quarter Ending March 31	2nd Quarter Ending June 30	3rd Quarter Ending Sept. 30	4th Quarter Ending Dec. 31	TOTAL	1st Quarter Ending March 31	2nd Quarter Ending June 30	3rd Quarter Ending Sept. 30	4th Quarter Ending Dec. 31	TOTAL	Unreleased Appropriations	Unobligated Allotments	Unpaid Obligations (15-20)-(23+24)		
																						Due and Demandable	Due and Demandable	
1	2	3	4	5=(3+4)	6	7	8	9	10=[(8+(-)7)-9]	11	12	13	14	15=(11+12+13+14)	16	17	18	19	20=(16+17+18+19)	21=(5-10)	22=(10-15)	23	24	
<b>A. AGENCY SPECIFIC BUDGET</b>		108,240,268.00		108,240,268.00	108,240,268.00					108,240,268.00	19,116,788.51	31,072,279.72	20,156,007.30		70,345,073.53	18,879,786.51	27,383,169.13	21,379,473.10		67,642,458.74	-	37,895,192.47	2,702,614.79	
Personnel Services		55,718,266.00		55,718,266.00	55,718,266.00					55,718,266.00	12,945,843.73	16,354,856.47	10,657,391.83		39,967,892.03	12,945,843.73	14,488,667.58	12,518,431.06		39,950,942.67	-	15,760,373.97	8,949.38	
Basic Salary - Civilian	5010101001	39,722,000.00		39,722,000.00	39,722,000.00					39,722,000.00	9,852,701.59	9,878,958.30	8,354,431.92		28,886,089.81	9,852,701.59	9,653,888.20	8,372,450.68		28,879,140.45	-	10,835,910.19	8,949.38	
Personal Economic Relief Allowance (PERA)	5010201000	1,704,000.00		1,704,000.00	1,704,000.00					1,704,000.00	430,000.00	426,090.92	412,545.45		1,268,636.37	430,000.00	426,090.92	412,545.45		1,268,636.37	-	435,353.63	-	
Representation Allowance (RA)	5010202000	792,000.00		792,000.00	792,000.00					792,000.00	183,000.00	187,375.00	179,750.00		560,125.00	183,000.00	187,375.00	179,750.00		560,125.00	-	241,875.00	-	
Transportation Allowance (TA)	5010203000	792,000.00		792,000.00	792,000.00					792,000.00	157,500.00	181,875.00	154,250.00		473,625.00	157,500.00	181,875.00	154,250.00		473,625.00	-	318,375.00	-	
Clothing/Uniform Allowance - Civilian	5010204001	426,000.00		426,000.00	426,000.00					426,000.00	426,000.00	-	-		426,000.00	426,000.00	-	-		426,000.00	-	-	-	
Year End Bonus	5010214000	3,310,000.00		3,310,000.00	3,310,000.00					3,310,000.00	-	-	-		-	-	-	-		-	-	3,310,000.00	-	
Cash Gift - Civilian	5010215001	355,000.00		355,000.00	355,000.00					355,000.00	-	-	-		-	-	-	-		-	-	355,000.00	-	
Mid-Year Bonus - Civilian	5010216000	3,310,000.00		3,310,000.00	3,310,000.00					3,310,000.00	-	3,244,709.00	-		3,244,709.00	-	3,244,709.00	-		3,244,709.00	-	65,291.00	-	
Productivity Enhancement Incentive - Civilian	5010289012	355,000.00		355,000.00	355,000.00					355,000.00	-	-	-		-	-	-	-		-	-	355,000.00	-	
Anniversary Bonus		219,000.00		219,000.00	219,000.00					219,000.00	-	192,000.00	-		192,000.00	-	192,000.00	-		192,000.00	-	27,000.00	-	
Pag-IBIG - Civilian	5010302001	84,000.00		84,000.00	84,000.00					84,000.00	21,700.00	21,700.00	20,700.00		64,100.00	21,700.00	21,700.00	20,700.00		64,100.00	-	19,900.00	-	
PhilHealth - Civilian	5010303001	618,000.00		618,000.00	618,000.00					618,000.00	124,042.14	141,063.48	232,947.37		498,052.97	124,042.14	141,063.48	232,947.37		498,052.97	-	119,947.03	-	
ECIP - Civilian	5010304001	84,000.00		84,000.00	84,000.00					84,000.00	21,500.00	21,200.00	21,793.41		64,493.41	21,500.00	21,200.00	21,793.41		64,493.41	-	19,506.59	-	
Terminal Leave Benefits - Civilian	5010403001	2,165,000.00		2,165,000.00	2,165,000.00					2,165,000.00	82,134.82	2,261,188.79	275,973.68		2,610,295.29	82,134.82	418,166.30	2,118,994.17		2,610,295.29	-	454,285.28	-	
Lump-sum for Step Increments - Length of Service	5010499010	100,000.00		100,000.00	100,000.00					100,000.00	-	-	-		-	-	-	-		-	-	100,000.00	-	
Loyalty Pay		50,000.00		50,000.00	50,000.00					50,000.00	15,000.00	18,500.00	5,000.00		38,500.00	15,000.00	18,500.00	5,000.00		38,500.00	-	11,500.00	-	
Performance Based Bonus (2020)	5010289014	1,632,266.00		1,632,266.00	1,632,266.00					1,632,266.00	1,632,265.18	-	-		1,632,265.18	1,632,265.18	-	-		1,632,265.18	-	0.82	-	
Maintenance and Other Operating Expenses		48,004,000.00		48,004,000.00	48,004,000.00					48,004,000.00	6,170,942.78	8,205,554.25	9,498,615.47		23,875,112.50	5,933,952.78	8,364,158.25	8,891,042.04		23,159,153.07	-	22,128,887.50	715,959.43	
Traveling Expenses - Local	5020101000	3,338,000.00		3,338,000.00	3,338,000.00					3,338,000.00	277,880.00	432,180.04	594,501.78		1,304,561.82	284,680.00	438,160.34	541,582.76		1,244,422.80	-	2,031,458.18	60,119.02	
ICT Training Expenses	5020201001	525,000.00		525,000.00	525,000.00					525,000.00	-	63,951.17	58,400.00		122,351.17	-	58,951.17	63,400.00		122,351.17	-	402,648.83	-	

**SUMMARY OF APPROPRIATIONS, ALLOTMENTS, OBLIGATIONS, DISBURSEMENTS AND BALANCES BY OBJECT OF EXPENDITURES**

**As at the Quarter Ending September 30, 2022**

**Department** : Department of Environment and Natural Resources (DENR)

**Agency** : Palawan Council for Sustainable Development Staff

**Operating Unit** : < not applicable >

**Organization Code (UACS)** : 10 006 000000

**Fund Cluster** : 01 Regular Agency Fund

x	Current Year Appropriations
	Supplemental Appropriations
	Continuing Appropriations

**(e.g. UACS Fund Cluster: 01-Regular Agency Fund, 02-Foreign Assisted Projects Fund, 03-Special Account-Locally Funded/Domestic Grants Fund, and 04-Special Account-Foreign Assisted/Foreign Grants Fund)**

Particulars	UACS CODE	Appropriations			Allotments			Obligations					Disbursements					Balances					
		Authorized Appropriations	Adjustments (Transfer To/From, Modification)	Adjusted Appropriations	Allotments Received	Adjustments (Reductions, Modification)	Transfer To	Transfer From	Adjusted Allotments	1st Quarter Ending March 31	2nd Quarter Ending June 30	3rd Quarter Ending Sept. 30	4th Quarter Ending Dec. 31	TOTAL	1st Quarter Ending March 31	2nd Quarter Ending June 30	3rd Quarter Ending Sept. 30	4th Quarter Ending Dec. 31	TOTAL	Unreleased Appropriations	Unobligated Allotments	Unpaid Obligations (15-20)=(23+24)	
																						Due and Demandable	Not Yet Due and Demandable
Training Expenses	5020201002	285,000.00		285,000.00	285,000.00			285,000.00	23,292.43	70,850.00	142,681.95		237,024.38	23,292.43	69,250.30	85,850.00		178,392.43		47,975.62	58,631.95		
ICT Office Supplies	5020301001	2,616,000.00		2,616,000.00	2,616,000.00			2,616,000.00	-	-	-		-	-	-			-	-	2,616,000.00			
Office Supplies Expenses	5020301002	1,897,000.00		1,897,000.00	1,897,000.00			1,897,000.00	7,150.25	-	106,400.28		113,550.53	7,150.25	-	106,400.28		113,550.53		1,783,448.47			
Accountable Forms Expenses	5020302000	25,000.00		25,000.00	25,000.00			25,000.00	-	-	-		-	-	-			-	-	25,000.00			
Fuel, Oil and Lubricants Expenses	5020309000	1,678,000.00		1,678,000.00	1,678,000.00			1,678,000.00	290,938.55	529,065.26	723,021.58		1,543,025.40	290,938.55	529,065.26	723,021.58		1,543,025.40		134,974.60			
Information and Communications Technology Equipment	5020321003	2,419,000.00		2,419,000.00	2,419,000.00			2,419,000.00	-	-	-		-	-	-			-	-	2,419,000.00			
Other Supplies and Materials Expenses	5020398000	343,000.00		343,000.00	343,000.00			343,000.00	21,241.09	20,197.65	110,891.50		152,320.24	21,241.09	20,197.65	109,559.00		150,987.74		190,678.76	1,332.50		
Water Expenses	5020401000	150,000.00		150,000.00	150,000.00			150,000.00	24,953.00	37,784.40	92,342.68		155,080.08	24,953.00	37,784.40	92,342.68		155,080.08		5,980.08			
Electricity Expenses	5020402000	1,096,000.00		1,096,000.00	1,096,000.00			1,096,000.00	165,807.21	229,528.78	240,971.31		636,307.30	165,807.21	229,528.78	240,971.31		636,307.30		459,692.70			
Postage and Courier Services	5020501000	74,000.00		74,000.00	74,000.00			74,000.00	1,689.00	19,210.40	431.00		21,330.40	1,689.00	19,210.40	431.00		21,330.40		52,668.60			
Mobile	5020502001	715,000.00		715,000.00	715,000.00			715,000.00	80,267.56	56,283.81	218,738.74		355,290.11	80,267.56	54,584.81	220,437.74		335,290.11		378,708.89			
Landline	5020502002	148,000.00		148,000.00	148,000.00			148,000.00	17,496.60	28,329.04	25,838.69		71,664.33	17,496.60	28,329.04	25,838.69		71,664.33		76,335.67			
Internet Subscription Expenses	5020503000	258,000.00		258,000.00	258,000.00			258,000.00		2,099.00	-		2,099.00		2,099.00	-		2,099.00		255,901.00			
Internet Subscription Expenses - ICT	5020503000	840,000.00		840,000.00	840,000.00			840,000.00	54,703.95	58,884.87	147,248.51		261,817.33	54,703.95	56,977.87	150,135.51		261,817.33		578,182.67			
Cable, Satellite, Telegraph and Radio Expenses	5020504000	87,000.00		87,000.00	87,000.00			87,000.00		27,000.00	12,000.00		39,000.00		27,000.00	12,000.00		39,000.00		48,000.00			
Extraordinary and Miscellaneous Expenses	5021003000	136,000.00		136,000.00	136,000.00			136,000.00	33,000.00	33,000.00	33,000.00		99,000.00	33,000.00	33,000.00	33,000.00		99,000.00		37,000.00			
Other Professional Services	5021189000	10,958,000.00		10,958,000.00	10,958,000.00			10,958,000.00	3,010,971.31	3,147,197.39	3,094,488.22		9,252,656.92	3,010,971.31	3,134,167.39	3,073,707.22		9,218,875.92		1,705,383.08	33,781.00		
ICT Other Professional Services	5021189000	6,888,000.00		6,888,000.00	6,888,000.00			6,888,000.00	1,147,754.50	1,610,077.84	1,413,942.58		4,171,774.93	1,147,754.50	1,610,077.84	1,413,942.58		4,171,774.93		2,716,225.07			
Janitorial Services	5021202000	549,000.00		549,000.00	549,000.00			549,000.00	160,592.82	176,238.56	148,012.12		484,843.30	160,592.82	176,238.56	148,012.12		484,843.30		64,156.70			
Security Services	5021203000	938,000.00		938,000.00	938,000.00			938,000.00	129,044.48	140,945.84	143,379.65		413,369.97	129,044.48	140,945.84	143,379.65		413,369.97		524,630.03			
Other General Services - ICT Services	5021299001	41,000.00		41,000.00	41,000.00			41,000.00	-	-	-		-	-	-			-	-	41,000.00			
Other General Services		50,000.00		50,000.00	50,000.00			50,000.00	-	-	-		-	-	-			-	-	50,000.00			
Buildings	5021304001	362,000.00		362,000.00	362,000.00			362,000.00	4,100.00	-	-		4,100.00	4,100.00	-	-		4,100.00		357,900.00			
Machinery		75,000.00		75,000.00	75,000.00			75,000.00	-	-	-		-	-	-			-	-	75,000.00			
Office Equipment	5021305002	326,000.00		326,000.00	326,000.00			326,000.00	-	22,533.00	57,025.02		79,558.02	-	22,533.00	57,025.02		79,558.02		249,441.98			
Information and Communication Technology Equipment	5021305003	245,000.00		245,000.00	245,000.00			245,000.00	-	-	-		-	-	-			-	-	245,000.00			
Motor Vehicles	5021306001	2,405,000.00		2,405,000.00	2,405,000.00			2,405,000.00	91,165.72	513,758.60	490,936.48		1,095,860.80	91,165.72	513,758.60	283,011.52		887,935.84		1,309,138.20	207,924.96		
Repairs and Maintenance - Furniture and Fixtures	5021307000	50,000.00		50,000.00	50,000.00			50,000.00	-	-	-		-	-	-			-	-	50,000.00			
Taxes, Duties and Licenses	5021501001	32,000.00		32,000.00	32,000.00			32,000.00	31,700.00	-	-		31,700.00	31,700.00	-	-		31,700.00		300.00			
Fidelity Bond Premiums	5021502000	46,000.00		46,000.00	46,000.00			46,000.00	27,225.00	-	25,125.00		52,350.00	27,225.00	-	25,125.00		52,350.00		6,350.00			
Insurance Expenses	5021503000	249,000.00		249,000.00	249,000.00			249,000.00	90,101.55	123,869.33	52,763.52		266,734.40	90,101.55	123,869.33	52,763.52		266,734.40		18,734.40			
Advertising Expenses	5029901000	150,000.00		150,000.00	150,000.00			150,000.00	674.96	-	350.00		1,024.96	674.96	350.00	-		1,024.96		148,975.04			

**SUMMARY OF APPROPRIATIONS, ALLOTMENTS, OBLIGATIONS, DISBURSEMENTS AND BALANCES BY OBJECT OF EXPENDITURES**

**As at the Quarter Ending September 30, 2022**

Department : Department of Environment and Natural Resources (DENR)

Agency : Palawan Council for Sustainable Development Staff

Operating Unit : < not applicable >

Organization : 10 006 0000000


Code (UACS)


Fund Cluster : 01 Regular Agency Fund

x	Current Year Appropriations
	Supplemental Appropriations
	Continuing Appropriations

(e.g. UACS Fund Cluster: 01-Regular Agency Fund, 02-Foreign Assisted Projects Fund, 03-Special Account-Locally Funded/Domestic Grants Fund, and 04-Special Account-Foreign Assisted/Foreign Grants Fund)

Particulars	UACS CODE	Appropriations			Allotments					Obligations					Disbursements					Balances			
		Authorized Appropriations	Adjustments (Transfer To/From, Modification)	Adjusted Appropriations	Allotments Received	Adjustments (Reductions, Modifications)	Transfer To	Transfer From	Adjusted Allotments	1st Quarter Ending March 31	2nd Quarter Ending June 30	3rd Quarter Ending Sept. 30	4th Quarter Ending Dec. 31	TOTAL	1st Quarter Ending March 31	2nd Quarter Ending June 30	3rd Quarter Ending Sept. 30	4th Quarter Ending Dec. 31	TOTAL	Unreleased Appropriations	Unobligated Allotments	Unpaid Obligations (15-20)=(23+24)	
																						Due and Demandable	Not Yet Due and Demandable
Printing and Publication Expenses	5029902000	328,000.00		328,000.00	328,000.00			328,000.00		35,000.00			35,000.00		35,000.00			35,000.00			293,000.00		
Representation Expenses	5029903000	2,882,000.00		2,882,000.00	2,882,000.00			2,882,000.00	289,202.75	501,526.39	937,070.00		1,727,799.14	69,412.75	678,316.39	914,320.00		1,682,049.14			1,154,200.88		65,750.00
Transportation and Delivery Expenses	5029904000	20,000.00		20,000.00	20,000.00			20,000.00													20,000.00		
Rents - Building and Structures	5029905001	322,000.00		322,000.00	322,000.00			322,000.00	27,826.97	108,499.98	75,000.00		211,326.95	23,826.97	108,499.98	19,000.00		151,326.95			110,673.05		60,000.00
ICT Software Subscription	5029907001	101,000.00		101,000.00	101,000.00			101,000.00	3,903.09	3,203.31	23,283.70		30,400.10	3,903.09	3,203.31	23,283.70		30,400.10			70,596.90		
Library and Other Reading Materials Subscription Expenses	5029907004	30,000.00		30,000.00	30,000.00			30,000.00													30,000.00		
Other Maintenance and Operating Expenses	5029999099	2,330,000.00		2,330,000.00	2,330,000.00			2,330,000.00	178,260.16	213,039.59	530,931.14		922,230.89	178,260.16	213,039.59	302,491.14		693,790.89			1,407,769.11		228,440.00
Capital Outlays		6,518,000.00		6,518,000.00	6,518,000.00			6,518,000.00		6,512,089.00			6,512,089.00		4,532,383.80			4,532,383.00			5,931.00		1,979,708.00
Information and Communication Technology Equipment	5060405003	4,543,000.00		4,543,000.00	4,543,000.00			4,543,000.00		4,543,000.00			4,543,000.00		3,695,183.80			3,695,183.00					847,817.00
Printing Equipment	5060405012	470,000.00		470,000.00	470,000.00			470,000.00		469,139.00			469,139.00								891.00		469,139.00
ICT Software	5060405015	1,505,000.00		1,505,000.00	1,505,000.00			1,505,000.00		1,499,930.00			1,499,930.00		837,180.80			837,180.00			5,070.00		662,750.00
<b>B. AUTOMATIC APPROPRIATIONS</b>		4,767,000.00		4,767,000.00	4,767,000.00			4,767,000.00	1,166,929.41	1,153,429.32	1,145,866.00		3,466,224.73	1,166,929.41	1,153,429.32	1,145,866.00		3,466,224.73			1,300,775.27		
Retirement and Life Insurance Premiums		4,767,000.00		4,767,000.00	4,767,000.00			4,767,000.00	1,166,929.41	1,153,429.32	1,145,866.00		3,466,224.73	1,166,929.41	1,153,429.32	1,145,866.00		3,466,224.73			1,300,775.27		
<b>GRAND TOTAL</b>		113,007,268.00		113,007,268.00	113,007,268.00			113,007,268.00	20,283,715.92	32,225,709.04	21,301,873.30		73,811,298.26	20,048,725.92	28,536,818.45	22,525,339.10		71,108,683.47			39,195,967.74		2,702,614.78

  
**EDWIN Y. PENEYRA**  
 Administrative Officer V

  
**RAHMAN S. ROPETA, CPA, MAM**  
 Acting AFD Chief

  
**NIÑO REY C. ESTOYA, MNSA, CESE**  
 Acting Executive Director

**SUMMARY OF APPROPRIATIONS, ALLOTMENTS, OBLIGATIONS, DISBURSEMENTS AND BALANCES BY OBJECT OF EXPENDITURES**

**As at the Quarter Ending September 30, 2022**

**Department :** Department of Environment and Natural Resources (DENR)

**Agency :** Palawan Council for Sustainable Development Staff

**Operating Unit :** < not applicable >

**Organization Code (UACS) :** 10 006 000000

**Fund Cluster :** 03 Wildlife Management Fund

**(e.g. UACS Fund Cluster: 01-Regular Agency Fund, 02-Foreign Assisted Projects Fund, 03-Special Account-Locally Funded/Domestic Grants Fund, and 04-Special Account-Foreign Assisted/Foreign Grants Fund)**

x	Current Year Appropriations
	Supplemental Appropriations
	Continuing Appropriations

Particulars	UACS CODE	Appropriations			Allotments			Obligations					Disbursements				Balances							
		Authorized Appropriations	Adjustments (Transfer To/From, Modifications)	Adjusted Appropriations	Allotments Received	Adjustments (Reductions, Modifications)	Transfer To	Transfer From	Adjusted Allotments	1st Quarter Ending March 31	2nd Quarter Ending June 30	3rd Quarter Ending Sept. 30	4th Quarter Ending Dec. 31	TOTAL	1st Quarter Ending March 31	2nd Quarter Ending June 30	3rd Quarter Ending Sept. 30	4th Quarter Ending Dec. 31	TOTAL	Unreleased Appropriations	Unobligated Allotments	Unpaid Obligations (15-20)=(23+24)		
																						Due and Demandable	Not Yet Due and Demandable	
1	2	3	4	5=(3+4)	6	7	8	9	10=[(6+(-7)-8)+9]	11	12	13	14	15=(11+12+13+14)	16	17	18	19	20=(16+17+18+19)	21=(5-10)	22=(10-15)	23	24	
Maintenance and Other Operating Expenses		15,000,000.00		15,000,000.00	15,000,000.00				15,000,000.00	2,542,483.80	3,582,163.32	4,195,443.23		10,320,089.35	2,484,805.33	3,658,241.79	3,033,807.45		9,156,894.57	-	4,679,809.65	1,163,135.78		
Traveling Expenses - Local	5020101000	1,626,000.00		1,626,000.00	1,626,000.00				1,626,000.00	269,400.00	577,801.00	516,307.22		1,363,508.22	223,200.00	622,401.00	501,371.41		1,346,972.41	-	262,491.78	18,535.81		
Training Expenses	5020201002	60,000.00		60,000.00	60,000.00				60,000.00	-	53,760.00	-		53,760.00	-	53,760.00	-		53,760.00	-	6,240.00	-		
Office Supplies Expenses	5020301002	445,000.00		445,000.00	445,000.00				445,000.00	-	-	-		-	-	-	-		-	-	445,000.00	-		
Fuel, Oil and Lubricants Expenses	5020309000	502,000.00		502,000.00	502,000.00				502,000.00	41,444.03	349,232.88	187,844.84		578,521.65	9,965.58	380,711.45	119,108.87		509,785.89	-	76,521.65	68,735.97		
Other Supplies and Materials Expenses	5020398000	214,000.00		214,000.00	214,000.00				214,000.00	-	-	-		-	-	-	-		-	-	214,000.00	-		
Mobile	5020502001	25,000.00		25,000.00	25,000.00				25,000.00	-	-	24,960.00		24,960.00	-	-	24,960.00		24,960.00	-	40.00	-		
Other Professional Services	5021189000	9,490,000.00		9,490,000.00	9,490,000.00				9,490,000.00	2,193,738.22	2,481,141.34	3,288,058.67		7,862,938.23	2,193,738.22	2,481,141.34	2,231,108.67		6,905,888.23	-	1,527,081.77	1,056,950.00		
Insurance Expenses	5021503000	32,000.00		32,000.00	32,000.00				32,000.00	-	31,500.00	-		31,500.00	-	31,500.00	-		31,500.00	-	500.00	-		
Printing and Publication Expenses	5028902000	10,000.00		10,000.00	10,000.00				10,000.00	-	-	-		-	-	-	-		-	-	10,000.00	-		
Representation Expenses	5028903000	827,000.00		827,000.00	827,000.00				827,000.00	-	44,000.00	94,180.00		138,180.00	-	44,000.00	91,850.00		135,890.00	-	688,810.00	2,340.00		
Rents - Building and Structures	5028905001	58,000.00		58,000.00	58,000.00				58,000.00	-	-	-		-	-	-	-		-	-	58,000.00	-		
Other Maintenance and Operating Expenses	5028999089	1,711,000.00		1,711,000.00	1,711,000.00				1,711,000.00	37,801.55	44,726.00	84,082.70		166,712.25	37,801.55	44,726.00	65,508.70		148,138.25	-	1,544,287.75	18,574.00		
<b>GRAND TOTAL</b>		<b>15,000,000.00</b>		<b>15,000,000.00</b>	<b>15,000,000.00</b>				<b>15,000,000.00</b>	<b>2,542,483.80</b>	<b>3,582,163.32</b>	<b>4,195,443.23</b>		<b>10,320,089.35</b>	<b>2,484,805.33</b>	<b>3,658,241.79</b>	<b>3,033,807.45</b>		<b>9,156,894.57</b>	<b>-</b>	<b>4,679,809.65</b>	<b>1,163,135.78</b>		

Certified Correct:

**EDWIN Y. PENEYRA**

Administrative Officer V

Recommending Approval:

**RAHMAN S. ROPETA, CPA, MAIA**

Acting AFD Chief

Approved by:

**NINO REY C. ESTOYA, MNSA, CESE**

Acting Executive Director



**SUMMARY OF APPROPRIATIONS, ALLOTMENTS, OBLIGATIONS, DISBURSEMENTS AND BALANCES BY OBJECT OF EXPENDITURES**

**As at the Quarter Ending September 30, 2022**

Department Department of Environment and Natural Resources (DENR)

Agency Palawan Council for Sustainable Development Staff

Operating Unit < not applicable >


Organization Code (UACS) 10 006 0000000


Fund Cluster 01 Regular Agency Fund


(e.g. UACS Fund Cluster: 01-Regular Agency Fund, 02-Foreign Assisted Projects Fund, 03-Special Account-Locally Funded/Domestic Grants Fund, and 04-Special Account-Foreign Assisted/Foreign Grants Fund)

	Current Year Appropriations Supplemental Appropriations
x	Continuing Appropriations

Particulars	UACS CODE	Appropriations			Allotments					Obligations					Disbursements					Balances						
		Authorized Appropriations	Adjustments (Transfer To/From, Modifications)	Adjusted Appropriations	Allotments Received	Adjustments (Reductions, Modifications)	Transfer To	Transfer From	Adjusted Allotments	1st Quarter Ending March 31	2nd Quarter Ending June 30	3rd Quarter Ending Sept. 30	4th Quarter Ending Dec. 31	TOTAL	1st Quarter Ending March 31	2nd Quarter Ending June 30	3rd Quarter Ending Sept. 30	4th Quarter Ending Dec. 31	TOTAL	Unreleased Appropriations	Unobligated Allotments	Unpaid Obligations (15-20)=(23+24)				
																						Due and Demandable	Not Yet Due and Demandable			
1	2	3	4	5=(3+4)	6	7	8	9	10=((6+7)-8+9)	11	12	13	14	15=(11+12+13+14)	16	17	18	19	20=(16+17+18+19)	21=(5-10)	22=(10-15)	23	24			
<b>A. AGENCY SPECIFIC BUDGET</b>																										
Maintenance and Other Operating Expenses		98,435.14		98,435.14	98,435.14				98,435.14	86,517.73		11,917.41		98,435.14	86,517.73		11,917.41		98,435.14	-	-	-	-			
Other Maintenance and Operating Expense	502119900	98,435.14		98,435.14	98,435.14				98,435.14	86,517.73		11,917.41		98,435.14	86,517.73		11,917.41		98,435.14	-	-	-	-			
Capital Outlays		178,876.00		178,876.00	178,876.00				178,876.00		43,900.00			43,900.00		43,900.00			43,900.00	-	-	134,976.00	-			
Printing Equipment	5060405012	145,421.00		145,421.00	145,421.00				145,421.00		43,900.00			43,900.00		43,900.00			43,900.00	-	-	101,521.00	-			
ICT Software	5060405015	33,455.00		33,455.00	33,455.00				33,455.00											-	-	33,455.00	-			
<b>GRAND TOTAL</b>		<b>277,311.14</b>		<b>277,311.14</b>	<b>277,311.14</b>				<b>277,311.14</b>	<b>86,517.73</b>	<b>43,900.00</b>	<b>11,917.41</b>		<b>142,335.14</b>	<b>86,517.73</b>	<b>43,900.00</b>	<b>11,917.41</b>		<b>142,335.14</b>	<b>-</b>	<b>-</b>	<b>134,976.00</b>	<b>-</b>			

Certified Correct:  
  
**EDWIN Y. PENEYRA**  
 Administrative Officer V

Recommending Approval:  
  
**RAHMAN S. ROPETA, CPA, MAM**  
 Acting AFD Chief

Approved by:  
  
**NIÑO REY C. ESTOYA, MNSA, CESE**  
 Acting Executive Director

This report was generated using the Unified Reporting System on 20/10/2022 12:40 version.FAR1A.1.1 ; Status : SUBMITTED