

STATEMENT OF APPROPRIATIONS, ALLOTMENTS, OBLIGATIONS, DISBURSEMENTS AND BALANCES
As at the Quarter Ending March 31 2022

Department Department of Environment and Natural Resources (DENR)

Agency/Entity Palawan Council for Sustainable Development Staff

Operating Unit < not applicable >

Organization Cc 10 006 0000000

Fund Cluster 01 Regular Agency Fund

(e.g. UACS Fund Cluster: 01-Regular Agency Fund, 02-Foreign Assisted Projects Fund, 03-Special Account-Locally Funded/Domestic Grants Fund, and 04-Special Account-Foreign Assisted/Foreign Grants Fund)

FAR No. 1

x	Current Appropriations
	Supplemental Appropriations
	Continuing Appropriations

Particulars	UACS CODE	Appropriations			Allotments					Current Year Obligations					Current Year Disbursements					Balances			
		Authorized Appropriations	Adjustments (Transfer To/From, Modifications/Augmentations)	Adjusted Appropriations	Allotments Received	Adjustments (Reductions, Modifications/Augmentations)	Transfer To	Transfer From	Adjusted Total Allotments	1st Quarter Ending March 31	2nd Quarter Ending June 30	3rd Quarter Ending Sept. 30	4th Quarter Ending Dec. 31	TOTAL	1st Quarter Ending March 31	2nd Quarter Ending June 30	3rd Quarter Ending Sept. 30	4th Quarter Ending Dec. 31	TOTAL	Unreleased Appro	Unobligated Allotments	Unpaid Obligations (15-20)=(23+24)	
																						Due and Demandable	Not Yet Due and Demandable
1	2	3	4	5=(3+4)	6	7	8	9	10=[(6+(-)-7)-8+9]	11	12	13	14	15=(11+12+13+14)	16	17	18	19	20=(16+17+18+19)	21	22	23	24
I. Agency Specific Budget		105,832,000.00	-	105,832,000.00	105,832,000.00	-	-	-	105,832,000.00	17,484,521.33	-	-	-	17,484,521.33	17,169,561.33	-	-	-	17,169,561.33	-	88,347,478.67	314,960.00	-
General Management and Supervision	100000100001000	36,085,000.00	-	36,085,000.00	36,085,000.00	-	-	-	36,085,000.00	6,170,574.36	-	-	-	6,170,574.36	6,009,984.36	-	-	-	6,009,984.36	-	29,914,425.64	160,590.00	-
PS		17,385,000.00	-	17,385,000.00	17,385,000.00	-	-	-	17,385,000.00	3,783,255.27	-	-	-	3,783,255.27	3,783,255.27	-	-	-	3,783,255.27	-	13,601,744.73	-	-
MOOE		17,080,000.00	-	17,080,000.00	17,080,000.00	-	-	-	17,080,000.00	2,387,319.09	-	-	-	2,387,319.09	2,226,729.09	-	-	-	2,226,729.09	-	14,692,680.91	160,590.00	-
CO		1,620,000.00	-	1,620,000.00	1,620,000.00	-	-	-	1,620,000.00	-	-	-	-	-	-	-	-	-	-	-	1,620,000.00	-	-
Administration of Personnel Benefits	100000100002000	2,165,000.00	-	2,165,000.00	2,165,000.00	-	-	-	2,165,000.00	82,134.82	-	-	-	82,134.82	82,134.82	-	-	-	82,134.82	-	2,082,865.18	-	-
PS		2,165,000.00	-	2,165,000.00	2,165,000.00	-	-	-	2,165,000.00	82,134.82	-	-	-	82,134.82	82,134.82	-	-	-	82,134.82	-	2,082,865.18	-	-
Sub-Total, General Administration and Support		38,250,000.00	-	38,250,000.00	38,250,000.00	-	-	-	38,250,000.00	6,252,709.18	-	-	-	6,252,709.18	6,092,119.18	-	-	-	6,092,119.18	-	31,997,290.82	160,590.00	-
PS		19,550,000.00	-	19,550,000.00	19,550,000.00	-	-	-	19,550,000.00	3,865,390.09	-	-	-	3,865,390.09	3,865,390.09	-	-	-	3,865,390.09	-	15,684,609.91	-	-
MOOE		17,080,000.00	-	17,080,000.00	17,080,000.00	-	-	-	17,080,000.00	2,387,319.09	-	-	-	2,387,319.09	2,226,729.09	-	-	-	2,226,729.09	-	14,692,680.91	160,590.00	-
FinEx (if Applicable)		-	-	-	-	-	-	-	-	-	-	-	-	-	-	-	-	-	-	-	-	-	-
CO		1,620,000.00	-	1,620,000.00	1,620,000.00	-	-	-	1,620,000.00	-	-	-	-	-	-	-	-	-	-	-	1,620,000.00	-	-
ENVIRONMENTALLY CRITICAL AREAS NETWORK (ECAN) MANAGEMENT Advocacy, Communications and Education	310100100001000	68,358,000.00	-	68,358,000.00	68,358,000.00	-	-	-	68,358,000.00	11,231,812.15	-	-	-	11,231,812.15	11,077,442.15	-	-	-	11,077,442.15	-	57,126,187.85	154,370.00	-
PS		11,225,000.00	-	11,225,000.00	11,225,000.00	-	-	-	11,225,000.00	1,452,235.89	-	-	-	1,452,235.89	1,452,235.89	-	-	-	1,452,235.89	-	9,772,764.11	-	-
PS		4,496,000.00	-	4,496,000.00	4,496,000.00	-	-	-	4,496,000.00	979,097.79	-	-	-	979,097.79	979,097.79	-	-	-	979,097.79	-	3,516,902.21	-	-
MOOE		6,024,000.00	-	6,024,000.00	6,024,000.00	-	-	-	6,024,000.00	473,138.10	-	-	-	473,138.10	473,138.10	-	-	-	473,138.10	-	5,550,861.90	-	-
CO		705,000.00	-	705,000.00	705,000.00	-	-	-	705,000.00	-	-	-	-	-	-	-	-	-	-	-	705,000.00	-	-
ECAN Monitoring and Evaluation System	310100100002000	8,450,000.00	-	8,450,000.00	8,450,000.00	-	-	-	8,450,000.00	1,532,603.71	-	-	-	1,532,603.71	1,519,403.71	-	-	-	1,519,403.71	-	6,917,396.29	13,200.00	-
PS		4,843,000.00	-	4,843,000.00	4,843,000.00	-	-	-	4,843,000.00	1,093,171.39	-	-	-	1,093,171.39	1,093,171.39	-	-	-	1,093,171.39	-	3,749,828.61	-	-
MOOE		2,831,000.00	-	2,831,000.00	2,831,000.00	-	-	-	2,831,000.00	439,432.32	-	-	-	439,432.32	426,232.32	-	-	-	426,232.32	-	2,391,567.68	13,200.00	-
CO		776,000.00	-	776,000.00	776,000.00	-	-	-	776,000.00	-	-	-	-	-	-	-	-	-	-	-	776,000.00	-	-
ECAN Zoning	310100100003000	9,631,000.00	-	9,631,000.00	9,631,000.00	-	-	-	9,631,000.00	1,582,272.34	-	-	-	1,582,272.34	1,582,272.34	-	-	-	1,582,272.34	-	8,048,727.66	-	-
PS		3,750,000.00	-	3,750,000.00	3,750,000.00	-	-	-	3,750,000.00	863,651.35	-	-	-	863,651.35	863,651.35	-	-	-	863,651.35	-	2,886,348.65	-	-
MOOE		5,058,000.00	-	5,058,000.00	5,058,000.00	-	-	-	5,058,000.00	718,620.99	-	-	-	718,620.99	718,620.99	-	-	-	718,620.99	-	4,339,379.01	-	-
CO		823,000.00	-	823,000.00	823,000.00	-	-	-	823,000.00	-	-	-	-	-	-	-	-	-	-	-	823,000.00	-	-
Knowledge and Research Management	310100100004000	3,492,000.00	-	3,492,000.00	3,492,000.00	-	-	-	3,492,000.00	393,792.16	-	-	-	393,792.16	334,592.16	-	-	-	334,592.16	-	3,098,207.84	59,200.00	-
PS		1,790,000.00	-	1,790,000.00	1,790,000.00	-	-	-	1,790,000.00	278,216.58	-	-	-	278,216.58	278,216.58	-	-	-	278,216.58	-	1,511,783.42	-	-

STATEMENT OF APPROPRIATIONS, ALLOTMENTS, OBLIGATIONS, DISBURSEMENTS AND BALANCES
As at the Quarter Ending March 31 2022

Department Department of Environment and Natural Resources (DENR)

Agency/Entity Palawan Council for Sustainable Development Staff

Operating Unit < not applicable >

Organization Cc 10 006 0000000

Fund Cluster 01 Regular Agency Fund

(e.g. UACS Fund Cluster: 01-Regular Agency Fund, 02-Foreign Assisted Projects Fund, 03-Special Account-Locally Funded/Domestic Grants Fund, and 04-Special Account-Foreign Assisted/Foreign Grants Fund)

FAR No. 1

X	Current Appropriations
	Supplemental Appropriations
	Continuing Appropriations

Particulars	UACS CODE	Appropriations			Allotments					Current Year Obligations					Current Year Disbursements					Balances			
		Authorized Appropriations	Adjustments (Transfer To/From, Modifications/Augmentations)	Adjusted Appropriations	Allotments Received	Adjustments (Reductions, Modifications/Augmentations)	Transfer To	Transfer From	Adjusted Total Allotments	1st Quarter Ending March 31	2nd Quarter Ending June 30	3rd Quarter Ending Sept. 30	4th Quarter Ending Dec. 31	TOTAL	1st Quarter Ending March 31	2nd Quarter Ending June 30	3rd Quarter Ending Sept. 30	4th Quarter Ending Dec. 31	TOTAL	Unreleased Appro	Unobligated Allotments	Unpaid Obligations (15-20)=(23+24)	
																						Due and Demandable	Not Yet Due and Demandable
1	2	3	4	5=(3+4)	6	7	8	9	10=[(6+(-)-7)-8+9]	11	12	13	14	15=(11+12+13+14)	16	17	18	19	20=(16+17+18+19)	21	22	23	24
MOOE		1,702,000.00		1,702,000.00	1,702,000.00		-	-	1,702,000.00	115,575.58				115,575.58	56,375.58				56,375.58		1,586,424.42	59,200.00	
Resource Mobilization and Partnership Development	310100100005000	2,023,000.00		2,023,000.00	2,023,000.00		-	-	2,023,000.00	381,882.15				381,882.15	381,882.15				381,882.15		1,641,117.85		
PS		1,760,000.00		1,760,000.00	1,760,000.00		-	-	1,760,000.00	381,882.15				381,882.15	381,882.15				381,882.15		1,378,117.85		
MOOE		263,000.00		263,000.00	263,000.00		-	-	263,000.00												263,000.00		
Operation of Strategic Environmental Plan Clearance System	310100100006000	21,113,000.00		21,113,000.00	21,113,000.00		-	-	21,113,000.00	3,902,998.03				3,902,998.03	3,825,028.03				3,825,028.03		17,210,001.97	77,970.00	
PS		12,837,000.00		12,837,000.00	12,837,000.00		-	-	12,837,000.00	2,877,131.76				2,877,131.76	2,877,131.76				2,877,131.76		9,959,868.24		
MOOE		6,565,000.00		6,565,000.00	6,565,000.00		-	-	6,565,000.00	1,025,866.27				1,025,866.27	947,896.27				947,896.27		5,539,133.73	77,970.00	
CO		1,711,000.00		1,711,000.00	1,711,000.00		-	-	1,711,000.00												1,711,000.00		
Wildlife and Cave Management	310100100007000	12,424,000.00		12,424,000.00	12,424,000.00		-	-	12,424,000.00	1,986,027.87				1,986,027.87	1,982,027.87				1,982,027.87		10,437,972.13	4,000.00	
PS		5,060,000.00		5,060,000.00	5,060,000.00		-	-	5,060,000.00	975,037.44				975,037.44	975,037.44				975,037.44		4,084,962.56		
MOOE		6,481,000.00		6,481,000.00	6,481,000.00		-	-	6,481,000.00	1,010,990.43				1,010,990.43	1,006,990.43				1,006,990.43		5,470,009.57	4,000.00	
CO		883,000.00		883,000.00	883,000.00		-	-	883,000.00												883,000.00		
Sub-Total, Operations		67,582,000.00		67,582,000.00	67,582,000.00		-	-	67,582,000.00	11,231,812.15				11,231,812.15	11,077,442.15				11,077,442.15		56,350,187.85	154,370.00	
PS		34,536,000.00		34,536,000.00	34,536,000.00		-	-	34,536,000.00	7,448,188.46				7,448,188.46	7,448,188.46				7,448,188.46		27,087,811.54		
MOOE		28,924,000.00		28,924,000.00	28,924,000.00		-	-	28,924,000.00	3,783,623.69				3,783,623.69	3,629,253.69				3,629,253.69		25,140,376.31	154,370.00	
FinEx (if Applicable)							-	-															
CO		4,122,000.00		4,122,000.00	4,122,000.00		-	-	4,122,000.00												4,122,000.00		
II. Automatic Appropriations		4,767,000.00		4,767,000.00	4,767,000.00		-	-	4,767,000.00	1,166,929.41				1,166,929.41	1,166,929.41				1,166,929.41		3,600,070.59		
Retirement and Life Insurance Premiums		4,767,000.00		4,767,000.00	4,767,000.00		-	-	4,767,000.00	1,166,929.41				1,166,929.41	1,166,929.41				1,166,929.41		3,600,070.59		
PS		4,767,000.00		4,767,000.00	4,767,000.00		-	-	4,767,000.00	1,166,929.41				1,166,929.41	1,166,929.41				1,166,929.41		3,600,070.59		
Sub-total II. Automatic Appropriations		4,767,000.00		4,767,000.00	4,767,000.00		-	-	4,767,000.00	1,166,929.41				1,166,929.41	1,166,929.41				1,166,929.41		3,600,070.59		
PS		4,767,000.00		4,767,000.00	4,767,000.00		-	-	4,767,000.00	1,166,929.41				1,166,929.41	1,166,929.41				1,166,929.41		3,600,070.59		
III. Special Purpose Fund		1,632,266.00		1,632,266.00	1,632,266.00		-	-	1,632,266.00	1,632,265.18				1,632,265.18	1,632,265.18				1,632,265.18			0.82	
Miscellaneous Personnel Benefits Fund		1,632,266.00		1,632,266.00	1,632,266.00		-	-	1,632,266.00	1,632,265.18				1,632,265.18	1,632,265.18				1,632,265.18			0.82	
PS		1,632,266.00		1,632,266.00	1,632,266.00		-	-	1,632,266.00	1,632,265.18				1,632,265.18	1,632,265.18				1,632,265.18			0.82	
Sub-Total III. Special Purpose Fund		1,632,266.00		1,632,266.00	1,632,266.00		-	-	1,632,266.00	1,632,265.18				1,632,265.18	1,632,265.18				1,632,265.18			0.82	

STATEMENT OF APPROPRIATIONS, ALLOTMENTS, OBLIGATIONS, DISBURSEMENTS AND BALANCES
As at the Quarter Ending March 31 2022

Department Department of Environment and Natural Resources (DENR)

Agency/Entity Palawan Council for Sustainable Development Staff

Operating Unit < not applicable >

Organization Cc 10 006 0000000


Fund Cluster 01 Regular Agency Fund

(e.g. UACS Fund Cluster: 01-Regular Agency Fund, 02-Foreign Assisted Projects Fund, 03-Special Account-Locally Funded/Domestic Grants Fund, and 04-Special Account-Foreign Assisted/Foreign Grants Fund)

FAR No. 1

x	Current Appropriations
	Supplemental Appropriations
	Continuing Appropriations

Particulars	UACS CODE	Appropriations			Allotments					Current Year Obligations					Current Year Disbursements					Balances																								
		Authorized Appropriations	Adjustments (Transfer To/From, Modifications/Augmentations)	Adjusted Appropriations	Allotments Received	Adjustments (Reductions, Modifications/Augmentations)	Transfer To	Transfer From	Adjusted Total Allotments	1st Quarter Ending March 31	2nd Quarter Ending June 30	3rd Quarter Ending Sept. 30	4th Quarter Ending Dec. 31	TOTAL	1st Quarter Ending March 31	2nd Quarter Ending June 30	3rd Quarter Ending Sept. 30	4th Quarter Ending Dec. 31	TOTAL	Unreleased Appro	Unobligated Allotments	Unpaid Obligations (15-20)=(23+24)																						
																						Due and Demandable	Not Yet Due and Demandable																					
1	2	3	4	5=(3+4)	6	7	8	9	10=[(6+(-)7)-8+9]	11	12	13	14	15=(11+12+13+14)	16	17	18	19	20=(16+17+18+19)	21	22	23	24																					
PS		1,632,266.00		1,632,266.00	1,632,266.00					1,632,266.00	1,632,265.18			1,632,265.18	1,632,265.18					1,632,265.18		0.82																						
IV. Reversion of the Unobligated Allotments charged against R.A. Nos. 11465 and 11494																																												
GRAND TOTAL		113,007,266.00	-	113,007,266.00	113,007,266.00	-	-	-	-	113,007,266.00	20,283,715.92	-	-	-	20,283,715.92	19,968,755.92	-	-	-	19,968,755.92	-	92,723,550.08	314,960.00	-																				
PS		60,485,266.00	-	60,485,266.00	60,485,266.00	-	-	-	-	60,485,266.00	14,112,773.14	-	-	-	14,112,773.14	14,112,773.14	-	-	-	14,112,773.14	-	46,372,492.86		-																				
MOOE		46,004,000.00	-	46,004,000.00	46,004,000.00	-	-	-	-	46,004,000.00	6,170,942.78	-	-	-	6,170,942.78	5,855,982.78	-	-	-	5,855,982.78	-	39,833,057.22	314,960.00	-																				
CO		6,518,000.00	-	6,518,000.00	6,518,000.00	-	-	-	-	6,518,000.00	-	-	-	-	-	-	-	-	-	-	6,518,000.00			-																				

Certified Correct:

RAHMAN S. ROPETA
 Supervising Administrative Officer

Recommending Approval:

LEVITA A. LAGRADA
 Chief Administrative Officer

Approved by:

ATTY. TEODORO JOSE S. MATTA
 Executive Director

STATEMENT OF APPROPRIATIONS, ALLOTMENTS, OBLIGATIONS, DISBURSEMENTS AND BALANCES


As at the Quarter Ending March 31, 2022

Department : Department of Environment and Natural Resources (DENR)
 Agency/Entity : Palawan Council for Sustainable Development Staff
 Operating Unit : < not applicable >
 Organization Code : 10 006 0000000
 (UACS)
 Fund Cluster : 03 Special Account - Locally Funded/Domestic Grants Fund

X	Current Year Appropriations
	Supplemental Appropriations
	Continuing Appropriations

(e.g. UACS Fund Cluster: 01-Regular Agency Fund, 02-Foreign Assisted Projects Fund, 03-Special Account-Locally Funded/Domestic Grants Fund, and 04-Special Account-Foreign Assisted/Foreign Grants Fund)

Particulars	UACS CODE	Appropriations			Allotments					Current Year Obligations					Current Year Disbursements					Balances			
		Authorized Appropriations	Adjustments (Transfer To/From, Modifications/Augmentation)	Adjusted Appropriations	Allotments Received	Adjustments (Reductions, Modifications/Augmentation)	Transfer To	Transfer From	Adjusted Total Allotments	1st Quarter Ending March 31	2nd Quarter Ending June 30	3rd Quarter Ending Sept. 30	4th Quarter Ending Dec. 31	TOTAL	1st Quarter Ending March 31	2nd Quarter Ending June 30	3rd Quarter Ending Sept. 30	4th Quarter Ending Dec. 31	TOTAL	Unreleased Appro	Unobligated Allotments	Unpaid Obligations(15-20)=(23+24)	
																						Due and Demandable	Not Due and Demandable
1	2	3	4	5=(3+4)	6	7	8	9	10=[{6+(-)7}+8+9]	11	12	13	14	15=(11+12+13+14)	16	17	18	19	20=(16+17+18+19)	21	22	23	24
II. Automatic Appropriations		15,000,000.00	0.00	15,000,000.00	15,000,000.00	0.00	0.00	0.00	15,000,000.00	2,542,483.80	0.00	0.00	0.00	2,542,483.80	2,464,805.33	0.00	0.00	0.00	2,464,805.33	0.00	12,457,516.20	0.00	77,678.47
Special Accounts in the General Fund		15,000,000.00	0.00	15,000,000.00	15,000,000.00	0.00	0.00	0.00	15,000,000.00	2,542,483.80	0.00	0.00	0.00	2,542,483.80	2,464,805.33	0.00	0.00	0.00	2,464,805.33	0.00	12,457,516.20	0.00	77,678.47
Wildlife Management Fund		15,000,000.00	0.00	15,000,000.00	15,000,000.00	0.00	0.00	0.00	15,000,000.00	2,542,483.80	0.00	0.00	0.00	2,542,483.80	2,464,805.33	0.00	0.00	0.00	2,464,805.33	0.00	12,457,516.20	0.00	77,678.47
MOOE		15,000,000.00	0.00	15,000,000.00	15,000,000.00	0.00	0.00	0.00	15,000,000.00	2,542,483.80	0.00	0.00	0.00	2,542,483.80	2,464,805.33	0.00	0.00	0.00	2,464,805.33	0.00	12,457,516.20	0.00	77,678.47
Sub-total II. Automatic Appropriations		15,000,000.00	0.00	15,000,000.00	15,000,000.00	0.00	0.00	0.00	15,000,000.00	2,542,483.80	0.00	0.00	0.00	2,542,483.80	2,464,805.33	0.00	0.00	0.00	2,464,805.33	0.00	12,457,516.20	0.00	77,678.47
PS		0.00	0.00	0.00	0.00	0.00	0.00	0.00	0.00	0.00	0.00	0.00	0.00	0.00	0.00	0.00	0.00	0.00	0.00	0.00	0.00	0.00	0.00
MOOE		15,000,000.00	0.00	15,000,000.00	15,000,000.00	0.00	0.00	0.00	15,000,000.00	2,542,483.80	0.00	0.00	0.00	2,542,483.80	2,464,805.33	0.00	0.00	0.00	2,464,805.33	0.00	12,457,516.20	0.00	77,678.47
FinEx		0.00	0.00	0.00	0.00	0.00	0.00	0.00	0.00	0.00	0.00	0.00	0.00	0.00	0.00	0.00	0.00	0.00	0.00	0.00	0.00	0.00	0.00
CO		0.00	0.00	0.00	0.00	0.00	0.00	0.00	0.00	0.00	0.00	0.00	0.00	0.00	0.00	0.00	0.00	0.00	0.00	0.00	0.00	0.00	0.00
IV. Reversion of the Unobligated Allotments charged against R.A. Nos. 11465 and 11494		0.00	0.00	0.00	0.00	0.00	0.00	0.00	0.00	0.00	0.00	0.00	0.00	0.00	0.00	0.00	0.00	0.00	0.00	0.00	0.00	0.00	0.00
GRAND TOTAL		15,000,000.00	0.00	15,000,000.00	15,000,000.00	0.00	0.00	0.00	15,000,000.00	2,542,483.80	0.00	0.00	0.00	2,542,483.80	2,464,805.33	0.00	0.00	0.00	2,464,805.33	0.00	12,457,516.20	0.00	77,678.47
VOOE		15,000,000.00	0.00	15,000,000.00	15,000,000.00	0.00	0.00	0.00	15,000,000.00	2,542,483.80	0.00	0.00	0.00	2,542,483.80	2,464,805.33	0.00	0.00	0.00	2,464,805.33	0.00	12,457,516.20	0.00	77,678.47

Certified Correct:

 RAHMAN S. ROPETA
 Supervising Administrative Officer

Recommending Approval:

 LEVITA A. LAGRADA
 Chief Administrative Officer

Approved By:

 ATTY. TEODORO JOSE S. MATTA
 Executive Director

STATEMENT OF APPROPRIATIONS, ALLOTMENTS, OBLIGATIONS, DISBURSEMENTS AND BALANCES

As at the Quarter Ending March 31, 2022

Department: Department of Environment and Natural Resources (DENR)

Agency: Palawan Council for Sustainable Development Staff

Operating Unit: < not applicable >

Organization Code (UACS) : 10 006 0000000


Fund Cluster: 01 Regular Agency Fund
 (e.g. UACS Fund Cluster: 01-Regular Agency Fund, 02-Foreign Assisted Projects Fund, 03-Special Account-Locally Funded/Domestic Grants Fund, and 04-Special Account-Foreign Assisted/Foreign Grants Fund)

	Current Year Appropriations
	Supplemental Appropriations
X	Continuing Appropriations

Particulars	UACS CODE	Appropriations			Allotments					Current Year Obligations					Current Year Disbursements					Balances			
		Authorized Appropriations	Adjustments (Transfer To/From, Realignment)	Adjusted Appropriations	Allotments Received	Adjustments (Withdrawal, Realignment)	Transfer To	Transfer From	Adjusted Total Allotments	1st Quarter Ending March 31	2nd Quarter Ending June 30	3rd Quarter Ending Sept. 30	4th Quarter Ending Dec. 31	TOTAL	1st Quarter Ending March 31	2nd Quarter Ending June 30	3rd Quarter Ending Sept. 30	4th Quarter Ending Dec. 31	TOTAL	Unreleased Appro	Unobligated Allotments	Unpaid Obligations	
																						Due and Demandable	Not Yet Due and Demandable
1	2	3	4	5=(3+4)	6	7	8	9	10=[{6+(-)7}+8+9]	11	12	13	14	15=(11+12+13+14)	16	17	18	19	20=(16+17+18+19)	21=(5-10)	22=(10-15)	23	24
I. Continuing Appropriations		277,311.14	0.00	277,311.14	277,311.14	0.00	0.00	0.00	277,311.14	86,517.73	0.00	0.00	0.00	86,517.73	86,517.73	0.00	0.00	0.00	86,517.73	0.00	190,793.41	0.00	0.00
I. Agency Specific Budget		277,311.14	0.00	277,311.14	277,311.14	0.00	0.00	0.00	277,311.14	86,517.73	0.00	0.00	0.00	86,517.73	86,517.73	0.00	0.00	0.00	86,517.73	0.00	190,793.41	0.00	0.00
General Administration and Support	10000000000000	277,311.14	0.00	277,311.14	277,311.14	0.00	0.00	0.00	277,311.14	86,517.73	0.00	0.00	0.00	86,517.73	86,517.73	0.00	0.00	0.00	86,517.73	0.00	190,793.41	0.00	0.00
General Management and Supervision	10000010000100	277,311.14	0.00	277,311.14	277,311.14	0.00	0.00	0.00	277,311.14	86,517.73	0.00	0.00	0.00	86,517.73	86,517.73	0.00	0.00	0.00	86,517.73	0.00	190,793.41	0.00	0.00
MOOE		98,435.14	0.00	98,435.14	98,435.14	0.00	0.00	0.00	98,435.14	86,517.73	0.00	0.00	0.00	86,517.73	86,517.73	0.00	0.00	0.00	86,517.73	0.00	11,917.41	0.00	0.00
CO		178,876.00	0.00	178,876.00	178,876.00	0.00	0.00	0.00	178,876.00	0.00	0.00	0.00	0.00	0.00	0.00	0.00	0.00	0.00	0.00	0.00	178,876.00	0.00	0.00
Sub-Total, General Administration and		277,311.14	0.00	277,311.14	277,311.14	0.00	0.00	0.00	277,311.14	86,517.73	0.00	0.00	0.00	86,517.73	86,517.73	0.00	0.00	0.00	86,517.73	0.00	190,793.41	0.00	0.00
PS		0.00	0.00	0.00	0.00	0.00	0.00	0.00	0.00	0.00	0.00	0.00	0.00	0.00	0.00	0.00	0.00	0.00	0.00	0.00	0.00	0.00	0.00
MOOE		98,435.14	0.00	98,435.14	98,435.14	0.00	0.00	0.00	98,435.14	86,517.73	0.00	0.00	0.00	86,517.73	86,517.73	0.00	0.00	0.00	86,517.73	0.00	11,917.41	0.00	0.00
InEx (if Applicable)		0.00	0.00	0.00	0.00	0.00	0.00	0.00	0.00	0.00	0.00	0.00	0.00	0.00	0.00	0.00	0.00	0.00	0.00	0.00	0.00	0.00	0.00
CO		178,876.00	0.00	178,876.00	178,876.00	0.00	0.00	0.00	178,876.00	0.00	0.00	0.00	0.00	0.00	0.00	0.00	0.00	0.00	0.00	0.00	178,876.00	0.00	0.00
GRAND TOTAL		277,311.14	0.00	277,311.14	277,311.14	0.00	0.00	0.00	277,311.14	86,517.73	0.00	0.00	0.00	86,517.73	86,517.73	0.00	0.00	0.00	86,517.73	0.00	190,793.41	0.00	0.00
PS		0.00	0.00	0.00	0.00	0.00	0.00	0.00	0.00	0.00	0.00	0.00	0.00	0.00	0.00	0.00	0.00	0.00	0.00	0.00	0.00	0.00	0.00
MOOE		98,435.14	0.00	98,435.14	98,435.14	0.00	0.00	0.00	98,435.14	86,517.73	0.00	0.00	0.00	86,517.73	86,517.73	0.00	0.00	0.00	86,517.73	0.00	11,917.41	0.00	0.00
InEx (if Applicable)		0.00	0.00	0.00	0.00	0.00	0.00	0.00	0.00	0.00	0.00	0.00	0.00	0.00	0.00	0.00	0.00	0.00	0.00	0.00	0.00	0.00	0.00
CO		178,876.00	0.00	178,876.00	178,876.00	0.00	0.00	0.00	178,876.00	0.00	0.00	0.00	0.00	0.00	0.00	0.00	0.00	0.00	0.00	0.00	178,876.00	0.00	0.00

Certified Correct:

 RAHMAN S. ROPETA
 Supervising Administrative Officer

Recommending Approval:

 LEVITA A. LAGRADA
 Chief Administrative Officer

Approved By:

 ATTY. TEODORO JOSE S. MATTA
 Executive Director