

STATEMENT OF APPROPRIATIONS, ALLOTMENTS, OBLIGATIONS, DISBURSEMENTS AND BALANCES
As of the September 30, 2020



FAR No. 1

Department : Department of Environment and Natural Resources
Agency/Operating Unit: Palawan Council for Sustainable Development Staff
Operating Unit : D0001
Organizational Code (UACS) : 10 006 0000000
Funding Source Code : 3 1 04 335

X	Current Year Appropriations
	Supplemental Appropriations
	Continuing Appropriations

Particulars	UACS CODE	Appropriations			Allotments					Current Year Obligations					Current Year Disbursements					Balances			
		Authorized Appropriations	Adjustments (Transfer to/From Modifications/Aug)	Adjusted Appropriations	Allotment Received	Adjustments Reduction/Modification/Augment	Transfer To	Transfer From	Adjusted Allotment	1st Quarter Ending March 31	2nd Quarter Ending June 30	3rd Quarter Ending September 30	4th Quarter Ending December 31	Total	1st Quarter Ending March 31	2nd Quarter Ending June 30	3rd Quarter Ending September 30	4th Quarter Ending December 31	Total	Unreleased Appropriations	Unobligated Allotment	Unpaid Obligations (15-20)-(23+24)	
1	2	3	4	5=(3+4)	6	7	8	9	10=6+(-17-8+9)	11	12	13	14	15=(11+12+13+14)	16	17	18	19	20=(16+17+18+19)	21=(5-10)	22=(10-15)	23	24
B. Automatic Appropriations																							
Operations		21,463,000.00		21,463,000.00	21,463,000.00				21,463,000.00	3,011,013.54	1,771,256.15	3,352,525.55	-	8,134,795.24	3,906,114.63	1,271,374.02	3,360,325.55	-	8,537,814.20	-	13,328,204.76	6,600.00	-
OO: Natural resources sustainably managed																							
Palawan Environmentally Critical Areas Network																							
Advocacy, Communication and Education		1,350,000.00		1,350,000.00	1,350,000.00				1,350,000.00	-	-	82,250.00	-	82,250.00	-	-	82,250.00	-	82,250.00	-	1,267,750.00	-	-
MOOE		1,350,000.00		1,350,000.00	1,350,000.00				1,350,000.00			82,250.00		82,250.00			82,250.00		82,250.00		1,267,750.00		-
ECAN Zoning		488,000.00		488,000.00	488,000.00				488,000.00	-	-	70,000.00	-	70,000.00	-	-	70,000.00	-	70,000.00	-	418,000.00	-	-
MOOE		488,000.00		488,000.00	488,000.00				488,000.00			70,000.00		70,000.00			70,000.00		70,000.00		418,000.00		-
Knowledge and Research Management		1,486,000.00		1,486,000.00	1,486,000.00				1,486,000.00	597,600.00	-	249,000.00	-	846,600.00	597,600.00	-	249,000.00	-	846,600.00	-	639,400.00	-	-
MOOE		1,486,000.00		1,486,000.00	1,486,000.00				1,486,000.00	597,600.00		249,000.00		846,600.00	597,600.00		249,000.00		846,600.00		639,400.00		-
Operation of SEP Clearance System		1,400,000.00		1,400,000.00	1,400,000.00				1,400,000.00	8,650.00		66,045.19		74,695.19	8,650.00		66,045.19		74,695.19		1,325,304.81	-	-
MOOE		1,400,000.00		1,400,000.00	1,400,000.00				1,400,000.00	8,650.00		66,045.19		74,695.19	8,650.00		66,045.19		74,695.19		1,325,304.81		-
Wildlife and Cave Management		16,739,000.00		16,739,000.00	16,739,000.00				16,739,000.00	2,404,763.54	1,771,256.15	2,885,230.36	-	7,061,250.05	2,404,763.54	1,271,374.02	2,893,030.36	-	7,464,269.01	-	9,677,749.95	6,600.00	-
MOOE		16,739,000.00		16,739,000.00	16,739,000.00				16,739,000.00	2,404,763.54	1,771,256.15	2,885,230.36		7,061,250.05	2,404,763.54	1,756,856.15	2,893,030.36		7,054,650.05	-	9,677,749.95	6,600.00	-
MOOE (AP)				-					-					-	895,101.09	(485,482.13)			409,618.96				-
GRAND TOTAL																							
MOOE		21,463,000.00		21,463,000.00	21,463,000.00				21,463,000.00	3,011,013.54	1,771,256.15	3,352,525.55	-	8,134,795.24	3,906,114.63	1,271,374.02	3,360,325.55	-	8,537,814.20	-	13,328,204.76	6,600.00	-
MOOE (AP)				-					-					895,101.09	(485,482.13)				409,618.96				-

Certified Correct:

EDWIN Y. PENEVRA
Budget Officer
Date: September 30, 2020

Certified Correct:

RAHMAN S. ROPETA
Accountant III
Date: September 30, 2020


Recommended By:


LEVITA A. LAGRADA
Chief, Finance and Admin.
Date: September 30, 2020

Approved By:

ATTY. TEODORO JOSE S. MATIA
Executive Director
Date: September 30, 2020

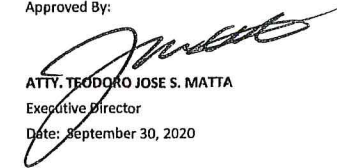
Particulars	UACS CODE	Appropriations			Allotments					Current Year Obligations					Current Year Disbursements					Balances				
		Authorized Appropriations	Adjustments (Transfer To/From Realignmen t)	Adjusted Appropriations	Allotments Received	Adjustments (Withdrawal Realignment)	Transfer To	Transfer From	Adjusted Total Allotment	1st Quarter ending March 31	2nd Quarter ending June 30	3rd Quarter ending Sept 30	4th Quarter ending Dec. 31	Total	1st Quarter ending March 31	2nd Quarter ending June 30	3rd Quarter ending Sept. 30	4th Quarter ending Dec. 31	Total	Unreleased Appropriations	Unobligated Allotment	Unpaid Obligations (15-20)=(23+24)		
																						Due and Demandable	Not Yet Due and Demandable	
1	2	3	4	5=(3+4)	6	7	8	9	10=6(+)(-)-7-8+9	11	12	13	14	15= (11+12+13+14)	16	17	18	19	20= (16+17+18+19)	21=[5-10]	22=[10-15]	23	24	
GRAND TOTAL		372,497.80	-	372,497.80	372,497.80	-	-	-	372,497.80	-	-	-	-	-	-	-	-	-	-	-	-	372,497.80	-	-
PS		-	-	-	-	-	-	-	-	-	-	-	-	-	-	-	-	-	-	-	-	-	-	
MOOE		372,497.80	-	372,497.80	372,497.80	-	-	-	372,497.80	-	-	-	-	-	-	-	-	-	-	-	-	372,497.80	-	-
CO		-	-	-	-	-	-	-	-	-	-	-	-	-	-	-	-	-	-	-	-	-	-	
Recapitulation by OO:																								
Advocacy, Communication and Education		156,427.37		156,427.37	156,427.37				156,427.37													156,427.37		
ECAN Monitoring and Evaluation System		62.00		62.00	62.00				62.00													62.00		
ECAN Zoning		4.49		4.49	4.49				4.49													4.49		
Knowledge and Research Management		20,217.34		20,217.34	20,217.34				20,217.34													20,217.34		
Resource Mobilization and Partnership Dev't.		21,637.23		21,637.23	21,637.23				21,637.23													21,637.23		
Operation of SEP Clearance System		30,628.26		30,628.26	30,628.26				30,628.26													30,628.26		
Wildlife and Cave Management		132.09		132.09	132.09				132.09													132.09		
OF WHICH:																								
KRA No. 5 - Integrity of the Environment and Climate Change Mitigation and Adaptation		229,108.78		229,108.78	229,108.78				229,108.78													229,108.78		

Certified Correct:

EDWIN Y. PENEVRA
 Budget Officer
 Date: September 30, 2020

Certified Correct:

RAHMAN S. ROPETA
 Accountant III
 Date: September 30, 2020

Recommended By:

LEVITA A. LAGRADA
 Chief, Admin and Finance
 Date: September 30, 2020

Approved By:

ATTY. TEODORO JOSE S. MATTA
 Executive Director
 Date: September 30, 2020

STATEMENT OF APPROPRIATIONS, ALLOTMENTS, OBLIGATIONS, DISBURSEMENTS AND BALANCES
As of the September 30, 2020



X	Current Year Appropriations
	Supplemental Appropriations
	Continuing Appropriations

R Corp

Department : Department of Environment and Natural Resources
Agency/Operating Unit: Palawan Council for Sustainable Development Staff
Operating Unit : D0001
Organizational Code (UACS) : 10 006 0000000
Funding Source Code : 01 1 01 407

Particulars	UACS CODE	Appropriations			Allotments					Current Year Obligations				Current Year Disbursements				Balances																								
		Authorized Appropriations	Adjustments (Transfer to/From Modifications/Augmentation)	Adjusted Appropriations	Allotment Received	Adjustments Reduction/Modification/Augmentation	Transfer To	Transfer From	Adjusted Allotment	1st Quarter Ending March 31	2nd Quarter Ending June 30	3rd Quarter Ending September 30	Total	1st Quarter Ending March 31	2nd Quarter Ending June 30	3rd Quarter Ending September 30	Total	Unreleased Appropriations	Unobligated Allotment	Unpaid Obligations (15-20)=(23+24)																						
																				Due and Demandable	Not Yet Due and Demandable																					
1	2	3	4	5=(3+4)	6	7	8	9	10=6(+)(-)-7-8+9	11	12	13	15= (11+12+13+14)	16	17	18	20= (16+17+18+19)	21=(5-10)	22=(10-15)	23	24																					
I. Agency Specific Budget																																										
General Administration and Support																																										
General Administration and Supervision		39,878,000.00	(1,364,620.00)	38,513,380.00	38,513,380.00	-	-	-	38,513,380.00	8,254,517.73	9,688,908.16	8,488,835.68	26,432,261.57	8,042,209.28	10,566,189.27	6,910,577.64	25,518,976.19	-	12,081,118.43	1,605,685.38	-																					
PAP																																										
PS		17,994,000.00		17,994,000.00	17,994,000.00				17,994,000.00	5,139,301.35	3,591,689.47	3,036,871.38	11,767,862.20	4,926,992.90	3,776,570.58	2,961,162.70	11,664,726.18	-	6,226,137.80	103,136.02																						
PS (AP)																																										
PS (Tax Refund)																																										
MODE		17,845,000.00	(1,096,540.00)	16,748,460.00	16,748,460.00				16,748,460.00	3,115,216.38	3,716,418.69	4,197,844.30	11,029,479.37	3,115,216.38	3,716,418.69	3,062,586.86	9,894,221.93	-	5,718,980.63	1,135,257.44																						
MODE (AP)																																										
CO		4,039,000.00	(268,080.00)	3,770,920.00	3,770,920.00				3,770,920.00		2,380,800.00	1,254,120.00	3,634,920.00		2,380,800.00	886,828.08	3,267,628.08	-	136,000.00	367,291.92																						
CO (AP)															692,400.00		692,400.00																									
Operations		72,718,000.00	(4,728,380.00)	67,989,620.00	67,989,620.00	-	-	-	67,989,620.00	15,295,577.07	14,608,411.41	18,633,336.01	48,537,324.49	14,923,577.07	18,134,161.26	11,144,935.19	44,202,673.52	-	19,452,295.51	7,488,400.82	-																					
OO: Natural resources sustainably managed																																										
Palawan Environmentally Critical Areas Network																																										
Advocacy Communication and Education		16,731,000.00	(770,840.00)	15,960,160.00	15,960,160.00	-	-	-	15,960,160.00	5,980,232.02	3,486,249.69	3,257,771.13	12,724,252.84	5,902,232.02	6,144,352.44	2,276,498.81	14,323,083.27	-	3,235,907.16	981,272.32	-																					
PS		4,211,000.00		4,211,000.00	4,211,000.00				4,211,000.00	1,089,978.96	812,249.93	663,477.24	2,565,706.13	1,011,978.96	890,249.93	663,477.24	2,565,706.13	-	1,645,293.87	-	-																					
MODE		3,759,000.00	(234,400.00)	3,524,600.00	3,524,600.00				3,524,600.00	390,253.06	475,999.76	1,152,733.89	2,018,986.71	390,253.06	475,999.76	727,505.67	1,593,758.49	-	1,505,613.29	425,228.22	-																					
CO		8,761,000.00	(536,440.00)	8,224,560.00	8,224,560.00				8,224,560.00	4,500,000.00	2,198,000.00	1,441,560.00	8,139,560.00	4,500,000.00	2,198,000.00	885,515.90	7,583,515.90	-	85,000.00	556,044.10	-																					
CO (AP)															2,580,102.75		2,580,102.75																									
ECAN Monitoring and Evaluation System		9,000,000.00	(857,610.00)	8,142,390.00	8,142,390.00	-	-	-	8,142,390.00	1,308,320.23	2,941,328.20	1,445,611.96	5,695,260.39	1,283,320.23	3,330,134.30	860,335.74	5,473,790.27	-	2,447,129.61	585,276.22	-																					
PS		4,497,000.00		4,497,000.00	4,497,000.00				4,497,000.00	824,597.60	593,342.93	861,597.57	2,279,538.10	799,597.60	618,342.93	851,597.57	2,269,538.10	-	2,217,461.90	10,000.00	-																					
MODE		1,978,000.00	(681,170.00)	1,296,830.00	1,296,830.00				1,296,830.00	483,722.63	259,985.27	323,454.39	1,067,162.29	483,722.63	259,985.27	8,738.17	752,446.07	-	229,667.71	314,716.22	-																					
CO		2,525,000.00	(176,440.00)	2,348,560.00	2,348,560.00				2,348,560.00		2,088,000.00	260,560.00	2,348,560.00		2,088,000.00		2,088,000.00	-		260,560.00	-																					
CO (AP)															363,806.10		363,806.10																									
ECAN Zoning		9,973,000.00	(1,002,370.00)	8,970,630.00	8,970,630.00	-	-	-	8,970,630.00	1,068,600.89	1,349,767.65	3,130,501.18	5,548,869.72	1,046,600.89	1,371,767.65	1,199,062.78	3,617,431.32	-	3,421,760.28	1,931,438.40	-																					
PS		3,386,000.00		3,386,000.00	3,386,000.00				3,386,000.00	533,222.29	844,444.07	670,606.04	2,048,272.40	511,222.29	866,444.07	660,606.04	2,038,272.40	-	1,337,727.60	10,000.00	-																					
MODE		4,791,000.00	(645,950.00)	4,145,050.00	4,145,050.00				4,145,050.00	535,378.60	432,123.58	1,167,335.14	2,134,837.32	535,378.60	432,123.58	538,456.74	1,505,958.92	-	2,010,212.68	628,878.40	-																					
CO		1,796,000.00	(356,420.00)	1,439,580.00	1,439,580.00				1,439,580.00		73,200.00	1,292,560.00	1,365,760.00		73,200.00		73,200.00	-	73,820.00	1,292,560.00	-																					

Particulars	UACS CODE	Appropriations			Allotments					Current Year Obligations				Current Year Disbursements				Balances			
		Authorized Appropriations	Adjustments (Transfer to/From Modifications/Augmentation)	Adjusted Appropriations	Allotment Received	Adjustments Reduction/Modification/Augmentation	Transfer To	Transfer From	Adjusted Allotment	1st Quarter Ending March 31	2nd Quarter Ending June 30	3rd Quarter Ending September 30	Total	1st Quarter Ending March 31	2nd Quarter Ending June 30	3rd Quarter Ending September 30	Total	Unreleased Appropriations	Unobligated Allotment	Unpaid Obligations (15-20)=(23+24)	
																				Due and Demandable	Not Yet Due and Demandable
1	2	3	4	5=(3+4)	6	7	8	9	10=6(+)(-)-7-8+9	11	12	13	15= (11+12+13+14)	16	17	18	20= (16+17+18+19)	21=(5-10)	22=(10-15)	23	24
GRAND TOTAL		117,196,000.00	(8,349,500.00)	108,846,500.00	108,846,500.00	-	-	-	108,846,500.00	24,514,326.19	24,968,150.13	27,371,598.69	76,854,075.01	23,930,017.74	29,371,181.09	18,304,939.83	71,606,138.66	-	31,992,424.99	9,094,086.20	-
PS		56,266,000.00	(2,256,500.00)	54,009,500.00	54,009,500.00	-	-	-	54,009,500.00	13,673,367.51	11,601,879.82	9,954,735.78	35,229,983.11	13,089,059.06	12,158,760.93	9,823,527.10	35,071,347.09	-	18,779,516.89	158,636.02	-
PS (AP)		-	-	-	-	-	-	-	-	-	-	-	-	-	-	-	-	-	-	-	-
PS (Tax Refund)		-	-	-	-	-	-	-	-	-	-	-	-	-	-	-	-	-	-	-	-
MOOE		40,419,000.00	(4,041,900.00)	36,377,100.00	36,377,100.00	-	-	-	36,377,100.00	6,340,958.68	6,406,670.31	10,779,382.91	23,527,011.90	6,340,958.68	6,406,670.31	6,709,068.75	19,456,697.74	-	12,850,088.10	4,070,314.16	-
MOOE (AP)		-	-	-	-	-	-	-	-	-	-	-	-	-	-	-	-	-	-	-	-
CO		20,511,000.00	(2,051,100.00)	18,459,900.00	18,459,900.00	-	-	-	18,459,900.00	4,500,000.00	6,959,600.00	6,637,480.00	18,097,080.00	4,500,000.00	6,959,600.00	1,772,343.98	13,231,943.98	-	362,820.00	4,865,136.02	-
CO (AP)		-	-	-	-	-	-	-	-	-	-	-	-	-	3,846,149.85	-	3,846,149.85	-	-	-	-
Recapitulation by OO:																					
Advocacy, Communication and Education		17,126,000.00	(770,840.00)	16,355,160.00	16,355,160.00				16,355,160.00	6,047,113.90	3,512,141.97	3,257,771.13	12,817,027.00	5,969,113.90	3,590,141.97	2,276,498.81	11,835,754.68	981,272.32	3,538,133.00	981,272.32	
ECAN Monitoring and Evaluation System		9,420,000.00	(857,610.00)	8,562,390.00	8,562,390.00				8,562,390.00	1,357,567.39	2,960,955.76	1,445,611.96	5,764,135.11	1,332,567.39	2,985,955.76	860,335.74	5,178,858.89	585,276.22	2,798,254.89	585,276.22	
ECAN Zoning		10,284,000.00	(1,002,370.00)	9,281,630.00	9,281,630.00				9,281,630.00	1,099,407.29	1,380,997.53	3,130,501.18	5,610,906.00	1,077,407.29	1,402,997.53	1,199,062.78	3,679,467.60	1,931,438.40	3,670,724.00	1,931,438.40	
Knowledge and Research Management		3,163,000.00	(271,840.00)	2,891,160.00	2,891,160.00				2,891,160.00	461,884.20	358,331.69	526,408.06	1,346,623.95	442,884.20	377,331.69	526,108.06	1,346,323.95	300.00	1,544,536.05	300.00	
Resource Mobilization and Partnership Dev't.		2,020,000.00		2,020,000.00	2,020,000.00				2,020,000.00	446,608.20	412,157.69	462,297.74	1,321,063.63	435,608.20	423,157.69	462,097.74	1,320,863.63	200.00	698,936.37	200.00	
Operation of SEP Clearance System		22,238,000.00	(172,280.00)	22,065,720.00	22,065,720.00				22,065,720.00	4,345,405.93	4,453,880.36	6,737,158.92	15,536,445.21	4,168,405.93	4,630,880.36	4,177,127.26	12,976,413.55	2,560,031.66	6,529,274.79	2,560,031.66	
Wildlife and Cave Management		11,606,000.00	(1,652,440.00)	9,953,560.00	9,953,560.00				9,953,560.00	2,005,850.66	1,767,525.09	3,073,587.02	6,846,962.77	1,965,850.66	1,807,525.09	1,643,704.80	5,417,080.55	1,429,882.22	3,106,597.23	1,429,882.22	
OF WHICH:																					
KRA No. 5 - Integrity of the Environment and Climate Change Mitigation and Adaptation		75,857,000.00		71,129,620.00	71,129,620.00				71,129,620.00	15,763,837.57	14,845,990.09	18,633,336.01	49,243,163.67	15,391,837.57	15,217,990.09	11,144,935.19	41,754,762.85	-	21,886,456.33	7,488,400.82	

Certified Correct:

EDWIN Y. PENEYRA
Budget Officer

Date: September 30, 2020

Certified Correct:

RAHMAN S. ROPETA
Accountant III

Date: September 30, 2020

Recommended By:

LEVITA A. LAGRADA
Chief, Admin and Finance
Date: September 30, 2020

Approved By:

ATTY. TEODORO JOSE S. MATTA
Executive Director
Date: September 30, 2020