

STATEMENT OF APPROPRIATIONS, ALLOTMENTS, OBLIGATIONS, DISBURSEMENTS AND BALANCES

As at the Quarter Ending December 31, 2021

Department : Department of Environment and Natural Resources (DENR)

Agency/Entity : Palawan Council for Sustainable Development Staff

Operating Unit : < not applicable >

Organization Code (UACS) : 10 006 0000000

Fund Cluster : 01 Regular Agency Fund

X	Current Year Appropriations
	Supplemental Appropriations
	Continuing Appropriations

(e.g. UACS Fund Cluster: 01-Regular Agency Fund, 02-Foreign Assisted Projects Fund, 03-Special Account-Locally Funded/Domestic Grants Fund, and 04-Special Account-Foreign Assisted/Foreign Grants Fund)

Particulars	UACS CODE	Appropriations			Allotments			Current Year Obligations					Current Year Disbursements					Balances					
		Authorized Appropriations	Adjustments (Transfers To/From, Modifications/Augmentations)	Adjusted Appropriations	Allotments Received	Adjustments (Reductions, Modifications/Augmentations)	Transfer To	Transfer From	Adjusted Total Allotments	1st Quarter Ending March 31	2nd Quarter Ending June 30	3rd Quarter Ending Sept. 30	4th Quarter Ending Dec. 31	TOTAL	1st Quarter Ending March 31	2nd Quarter Ending June 30	3rd Quarter Ending Sept. 30	4th Quarter Ending Dec. 31	TOTAL	Unreleased Appro	Unobligated Allotments	Unpaid Obligations(15-20)=(23+24)	
																						10=[(6+(-)7)-8+9]	15=(11+12+13+14)
1	2	3	4	5=(3+4)	6	7	8	9	10	11	12	13	14	15	16	17	18	19	20	21	22	23	24
I. Agency Specific Budget		91,977,000.00	0.00	91,977,000.00	91,977,000.00	0.00	0.00	0.00	91,977,000.00	16,591,330.47	27,009,794.37	20,644,819.85	27,428,582.31	91,674,527.00	16,591,330.47	26,117,483.12	21,208,988.57	27,636,243.78	91,554,045.94	0.00	302,473.00	892,311.25	(771,830.19)
General Administration and Support	1000000000000000	43,046,000.00	917,905.72	43,963,905.72	43,046,000.00	917,905.72	0.00	0.00	43,963,905.72	7,149,148.18	16,477,278.70	7,752,074.54	12,282,931.30	43,661,432.72	7,149,148.18	15,926,633.25	8,098,301.81	12,366,868.42	43,540,951.66	0.00	302,473.00	550,645.45	(430,164.39)
General Management and Supervision	100000100001000	42,626,000.00	(701,000.00)	41,925,000.00	42,626,000.00	(701,000.00)	0.00	0.00	41,925,000.00	7,149,148.18	16,477,278.70	7,752,074.54	10,244,025.58	41,622,527.00	7,149,148.18	15,926,633.25	8,098,301.81	10,327,962.70	41,502,045.94	0.00	302,473.00	550,645.45	(430,164.39)
PS		13,868,000.00	882,094.28	14,750,094.28	13,868,000.00	882,094.28	0.00	0.00	14,750,094.28	4,002,623.34	5,977,631.77	1,650,713.84	3,093,963.47	14,724,932.42	4,002,623.34	5,977,631.77	1,650,713.84	3,093,963.47	14,724,932.42	0.00	25,161.86	0.00	0.00
MOOE		23,520,000.00	(1,583,094.28)	21,936,905.72	23,520,000.00	(1,583,094.28)	0.00	0.00	21,936,905.72	3,146,524.84	6,292,422.93	5,249,460.70	7,150,062.11	21,838,470.58	3,146,524.84	5,741,777.48	5,595,687.97	7,233,999.23	21,717,989.52	0.00	98,435.14	550,645.45	(430,164.39)
CO		5,238,000.00	0.00	5,238,000.00	5,238,000.00	0.00	0.00	0.00	5,238,000.00	0.00	4,207,224.00	851,900.00	0.00	5,059,124.00	0.00	4,207,224.00	851,900.00	0.00	5,059,124.00	0.00	178,876.00	0.00	0.00
Administration of Personnel Benefits	100000100002000	420,000.00	1,618,905.72	2,038,905.72	420,000.00	1,618,905.72	0.00	0.00	2,038,905.72	0.00	0.00	0.00	2,038,905.72	0.00	0.00	0.00	2,038,905.72	2,038,905.72	0.00	0.00	0.00	0.00	0.00
PS		420,000.00	1,618,905.72	2,038,905.72	420,000.00	1,618,905.72	0.00	0.00	2,038,905.72	0.00	0.00	0.00	2,038,905.72	0.00	0.00	0.00	2,038,905.72	2,038,905.72	0.00	0.00	0.00	0.00	0.00
Sub-Total, General Administration and Support		43,046,000.00	917,905.72	43,963,905.72	43,046,000.00	917,905.72	0.00	0.00	43,963,905.72	7,149,148.18	16,477,278.70	7,752,074.54	12,282,931.30	43,661,432.72	7,149,148.18	15,926,633.25	8,098,301.81	12,366,868.42	43,540,951.66	0.00	302,473.00	550,645.45	(430,164.39)
PS		14,288,000.00	2,501,000.00	16,789,000.00	14,288,000.00	2,501,000.00	0.00	0.00	16,789,000.00	4,002,623.34	5,977,631.77	1,650,713.84	5,132,869.19	16,763,838.14	4,002,623.34	5,977,631.77	1,650,713.84	5,132,869.19	16,763,838.14	0.00	25,161.86	0.00	0.00
MOOE		23,520,000.00	(1,583,094.28)	21,936,905.72	23,520,000.00	(1,583,094.28)	0.00	0.00	21,936,905.72	3,146,524.84	6,292,422.93	5,249,460.70	7,150,062.11	21,838,470.58	3,146,524.84	5,741,777.48	5,595,687.97	7,233,999.23	21,717,989.52	0.00	98,435.14	550,645.45	(430,164.39)
FinEx (If Applicable)		0.00	0.00	0.00	0.00	0.00	0.00	0.00	0.00	0.00	0.00	0.00	0.00	0.00	0.00	0.00	0.00	0.00	0.00	0.00	0.00	0.00	0.00
CO		5,238,000.00	0.00	5,238,000.00	5,238,000.00	0.00	0.00	0.00	5,238,000.00	0.00	4,207,224.00	851,900.00	0.00	5,059,124.00	0.00	4,207,224.00	851,900.00	0.00	5,059,124.00	0.00	178,876.00	0.00	0.00
Operations	3000000000000000	48,931,000.00	(917,905.72)	48,013,094.28	48,931,000.00	(917,905.72)	0.00	0.00	48,013,094.28	9,442,182.29	10,532,515.67	12,892,745.31	15,145,651.01	48,013,094.28	9,442,182.29	10,190,849.87	13,110,686.76	15,269,375.36	48,013,094.28	0.00	0.00	341,665.80	(341,665.80)
OO : Natural resources sustainably managed		48,931,000.00	(917,905.72)	48,013,094.28	48,931,000.00	(917,905.72)	0.00	0.00	48,013,094.28	9,442,182.29	10,532,515.67	12,892,745.31	15,145,651.01	48,013,094.28	9,442,182.29	10,190,849.87	13,110,686.76	15,269,375.36	48,013,094.28	0.00	0.00	341,665.80	(341,665.80)
PALAWAN ENVIRONMENTALLY CRITICAL AREAS NETWORK (ECAN) MANAGEMENT PROGRAM		48,931,000.00	(917,905.72)	48,013,094.28	48,931,000.00	(917,905.72)	0.00	0.00	48,013,094.28	9,442,182.29	10,532,515.67	12,892,745.31	15,145,651.01	48,013,094.28	9,442,182.29	10,190,849.87	13,110,686.76	15,269,375.36	48,013,094.28	0.00	0.00	341,665.80	(341,665.80)
Advocacy, Communications and Education	310100100001000	5,311,000.00	(75,000.00)	5,236,000.00	5,311,000.00	(75,000.00)	0.00	0.00	5,236,000.00	1,083,159.03	789,795.63	2,231,815.03	1,131,230.31	5,236,000.00	1,083,159.03	697,029.63	2,318,581.03	1,137,230.31	5,236,000.00	0.00	0.00	92,766.00	(92,766.00)
PS		3,432,000.00	0.00	3,432,000.00	3,432,000.00	0.00	0.00	0.00	3,432,000.00	1,002,472.29	551,654.46	1,491,298.21	386,575.04	3,432,000.00	1,002,472.29	551,654.46	1,491,298.21	386,575.04	3,432,000.00	0.00	0.00	0.00	0.00
MOOE		1,879,000.00	(75,000.00)	1,804,000.00	1,879,000.00	(75,000.00)	0.00	0.00	1,804,000.00	80,686.74	238,141.17	740,516.82	744,655.27	1,804,000.00	80,686.74	145,375.17	827,282.82	750,655.27	1,804,000.00	0.00	0.00	92,766.00	(92,766.00)
ECAN Monitoring and Evaluation System	310100100002000	5,763,000.00	(95,000.00)	5,668,000.00	5,763,000.00	(95,000.00)	0.00	0.00	5,668,000.00	1,586,158.93	866,737.45	1,504,197.07	1,710,906.55	5,668,000.00	1,586,158.93	853,737.65	1,462,596.87	1,765,506.55	5,668,000.00	0.00	0.00	12,999.80	(12,999.80)
PS		3,985,000.00	0.00	3,985,000.00	3,985,000.00	0.00	0.00	0.00	3,985,000.00	1,456,166.10	697,869.77	609,853.44	1,221,110.69	3,985,000.00	1,456,166.10	697,869.77	609,853.44	1,221,110.69	3,985,000.00	0.00	0.00	0.00	0.00
MOOE		1,778,000.00	(95,000.00)	1,683,000.00	1,778,000.00	(95,000.00)	0.00	0.00	1,683,000.00	129,992.83	168,867.68	894,343.63	489,795.86	1,683,000.00	129,992.83	155,867.88	852,743.43	544,395.86	1,683,000.00	0.00	0.00	12,999.80	(12,999.80)
ECAN Zoning	310100100003000	5,926,000.00	(100,000.00)	5,826,000.00	5,926,000.00	(100,000.00)	0.00	0.00	5,826,000.00	965,551.30	905,043.30	1,660,368.91	2,295,036.49	5,826,000.00	965,551.30	905,043.30	1,602,708.86	2,352,696.54	5,826,000.00	0.00	0.00	0.00	0.00
PS		2,123,000.00	0.00	2,123,000.00	2,123,000.00	0.00	0.00	0.00	2,123,000.00	555,750.00	555,750.00	555,750.00	455,750.00	2,123,000.00	555,750.00	555,750.00	555,750.00	455,750.00	2,123,000.00	0.00	0.00	0.00	0.00
MOOE		3,803,000.00	(100,000.00)	3,703,000.00	3,803,000.00	(100,000.00)	0.00	0.00	3,703,000.00	409,801.30	349,293.30	1,104,618.91	1,839,286.49	3,703,000.00	409,801.30	349,293.30	1,046,958.86	1,896,946.54	3,703,000.00	0.00	0.00	0.00	0.00

Department : Department of Environment and Natural Resources (DENR)
 Agency/Entity : Palawan Council for Sustainable Development Staff
 Operating Unit : < not applicable >
 Organization Code (UACS) : 10 006 0000000
 Fund Cluster : 01 Regular Agency Fund

X	Current Year Appropriations
	Supplemental Appropriations
	Continuing Appropriations

(e.g. UACS Fund Cluster: 01-Regular Agency Fund, 02-Foreign Assisted Projects Fund, 03-Special Account-Locally Funded/Domestic Grants Fund, and 04-Special Account-Foreign Assisted/Foreign Grants Fund)


Particulars	UACS CODE	Appropriations			Allotments			Current Year Obligations					Current Year Disbursements					Balances					
		Authorized Appropriations	Adjustments (Transfers To/From, Modifications/Augmentations)	Adjusted Appropriations	Allotments Received	Adjustments (Reductions, Modifications/Augmentations)	Transfer To	Transfer From	Adjusted Total Allotments	1st Quarter Ending March 31	2nd Quarter Ending June 30	3rd Quarter Ending Sept. 30	4th Quarter Ending Dec. 31	TOTAL	1st Quarter Ending March 31	2nd Quarter Ending June 30	3rd Quarter Ending Sept. 30	4th Quarter Ending Dec. 31	TOTAL	Unreleased Appro	Unobligated Allotments	Unpaid Obligations(15-20)=(23+24)	
																						10=[(6+(-)7)-8+9]	15=[(11+12+13+14)]
1	2	3	4	5=(3+4)	6	7	8	9	10	11	12	13	14	15	16	17	18	19	20	21	22	23	24
Knowledge and Research Management	310100100004000	3,439,000.00	(105,000.00)	3,334,000.00	3,439,000.00	(105,000.00)	0.00	0.00	3,334,000.00	212,488.50	913,495.89	414,425.30	1,793,590.31	3,334,000.00	212,488.50	765,595.89	556,861.00	1,799,054.61	3,334,000.00	0.00	0.00	147,900.00	(147,900.00)
PS		1,737,000.00	0.00	1,737,000.00	1,737,000.00	0.00	0.00	0.00	1,737,000.00	0.00	676,670.89	165,631.45	894,697.66	1,737,000.00	0.00	676,670.89	165,631.45	894,697.66	1,737,000.00	0.00	0.00	0.00	0.00
MOOE		1,702,000.00	(105,000.00)	1,597,000.00	1,702,000.00	(105,000.00)	0.00	0.00	1,597,000.00	212,488.50	236,825.00	248,793.85	898,892.65	1,597,000.00	212,488.50	88,925.00	391,229.55	904,356.95	1,597,000.00	0.00	0.00	147,900.00	(147,900.00)
Resource Mobilization and Partnership Development	310100100005000	1,955,000.00	(50,000.00)	1,905,000.00	1,955,000.00	(50,000.00)	0.00	0.00	1,905,000.00	0.00	744,148.08	325,955.51	834,896.41	1,905,000.00	0.00	744,148.08	325,955.51	834,896.41	1,905,000.00	0.00	0.00	0.00	0.00
PS		1,692,000.00	0.00	1,692,000.00	1,692,000.00	0.00	0.00	0.00	1,692,000.00	0.00	744,148.08	162,093.11	785,758.81	1,692,000.00	0.00	744,148.08	162,093.11	785,758.81	1,692,000.00	0.00	0.00	0.00	0.00
MOOE		263,000.00	(50,000.00)	213,000.00	263,000.00	(50,000.00)	0.00	0.00	213,000.00	0.00	0.00	163,862.40	49,137.60	213,000.00	0.00	0.00	163,862.40	49,137.60	213,000.00	0.00	0.00	0.00	0.00
Operation of Strategic Environmental Plan Clearance System	310100100006000	16,865,000.00	(292,905.72)	16,572,094.28	16,865,000.00	(292,905.72)	0.00	0.00	16,572,094.28	3,764,472.54	3,931,239.19	4,476,790.79	4,399,591.76	16,572,094.28	3,764,472.54	3,931,239.19	4,476,790.79	4,399,591.76	16,572,094.28	0.00	0.00	0.00	0.00
PS		12,871,000.00	0.00	12,871,000.00	12,871,000.00	0.00	0.00	0.00	12,871,000.00	2,736,652.32	3,105,949.59	3,561,066.71	3,467,331.38	12,871,000.00	2,736,652.32	3,105,949.59	3,561,066.71	3,467,331.38	12,871,000.00	0.00	0.00	0.00	0.00
MOOE		3,994,000.00	(292,905.72)	3,701,094.28	3,994,000.00	(292,905.72)	0.00	0.00	3,701,094.28	1,027,820.22	825,289.60	915,724.08	932,260.38	3,701,094.28	1,027,820.22	825,289.60	915,724.08	932,260.38	3,701,094.28	0.00	0.00	0.00	0.00
Wildlife and Cave Management	310100100007000	9,672,000.00	(200,000.00)	9,472,000.00	9,672,000.00	(200,000.00)	0.00	0.00	9,472,000.00	1,830,351.99	2,382,056.13	2,279,192.70	2,980,399.18	9,472,000.00	1,830,351.99	2,294,056.13	2,367,192.70	2,980,399.18	9,472,000.00	0.00	0.00	88,000.00	(88,000.00)
PS		4,320,000.00	0.00	4,320,000.00	4,320,000.00	0.00	0.00	0.00	4,320,000.00	822,016.77	1,240,543.43	895,880.78	1,361,559.02	4,320,000.00	822,016.77	1,240,543.43	895,880.78	1,361,559.02	4,320,000.00	0.00	0.00	0.00	0.00
MOOE		5,352,000.00	(200,000.00)	5,152,000.00	5,352,000.00	(200,000.00)	0.00	0.00	5,152,000.00	1,008,335.22	1,141,512.70	1,383,311.92	1,618,840.16	5,152,000.00	1,008,335.22	1,053,512.70	1,471,311.92	1,618,840.16	5,152,000.00	0.00	0.00	88,000.00	(88,000.00)
Sub-Total, Operations		48,931,000.00	(917,905.72)	48,013,094.28	48,931,000.00	(917,905.72)	0.00	0.00	48,013,094.28	9,442,182.29	10,532,515.87	12,892,745.31	15,145,651.01	48,013,094.28	9,442,182.29	10,190,849.87	13,110,686.76	15,269,375.36	48,013,094.28	0.00	0.00	341,665.80	(341,665.80)
PS		30,160,000.00	0.00	30,160,000.00	30,160,000.00	0.00	0.00	0.00	30,160,000.00	6,573,057.48	7,572,586.22	7,441,573.70	8,572,782.60	30,160,000.00	6,573,057.48	7,572,586.22	7,441,573.70	8,572,782.60	30,160,000.00	0.00	0.00	0.00	0.00
MOOE		18,771,000.00	(917,905.72)	17,853,094.28	18,771,000.00	(917,905.72)	0.00	0.00	17,853,094.28	2,869,124.81	2,959,929.45	5,451,171.61	6,572,868.41	17,853,094.28	2,869,124.81	2,618,263.65	5,669,113.06	6,696,592.76	17,853,094.28	0.00	0.00	341,665.80	(341,665.80)
FinEx (If Applicable)		0.00	0.00	0.00	0.00	0.00	0.00	0.00	0.00	0.00	0.00	0.00	0.00	0.00	0.00	0.00	0.00	0.00	0.00	0.00	0.00	0.00	0.00
CO		0.00	0.00	0.00	0.00	0.00	0.00	0.00	0.00	0.00	0.00	0.00	0.00	0.00	0.00	0.00	0.00	0.00	0.00	0.00	0.00	0.00	0.00
Sub-Total, I. Agency Specific Budget		91,977,000.00	0.00	91,977,000.00	91,977,000.00	0.00	0.00	0.00	91,977,000.00	16,591,330.47	27,009,794.37	20,644,819.85	27,428,582.31	91,674,527.00	16,591,330.47	26,117,483.12	21,208,988.57	27,636,243.78	91,554,045.94	0.00	302,473.00	892,311.25	(771,830.19)
PS		44,448,000.00	2,501,000.00	46,949,000.00	44,448,000.00	2,501,000.00	0.00	0.00	46,949,000.00	10,575,680.82	13,550,217.99	9,092,287.54	13,705,651.79	46,923,838.14	10,575,680.82	13,550,217.99	9,092,287.54	13,705,651.79	46,923,838.14	0.00	25,161.86	0.00	0.00
MOOE		42,291,000.00	(2,501,000.00)	39,790,000.00	42,291,000.00	(2,501,000.00)	0.00	0.00	39,790,000.00	6,015,649.65	9,252,352.38	10,700,832.31	13,722,930.52	39,691,568.86	6,015,649.65	8,360,041.13	11,264,801.03	13,930,591.99	39,571,083.80	0.00	98,435.14	892,311.25	(771,830.19)
FinEx (If Applicable)		0.00	0.00	0.00	0.00	0.00	0.00	0.00	0.00	0.00	0.00	0.00	0.00	0.00	0.00	0.00	0.00	0.00	0.00	0.00	0.00	0.00	0.00
CO		5,238,000.00	0.00	5,238,000.00	5,238,000.00	0.00	0.00	0.00	5,238,000.00	0.00	4,207,224.00	851,900.00	0.00	5,059,124.00	0.00	4,207,224.00	851,900.00	0.00	5,059,124.00	0.00	178,876.00	0.00	0.00
II. Automatic Appropriations		4,076,000.00	0.00	4,076,000.00	4,076,000.00	0.00	0.00	0.00	4,076,000.00	1,084,284.96	1,121,006.84	1,111,647.04	759,061.16	4,076,000.00	1,084,284.96	1,121,006.84	1,111,647.04	759,061.16	4,076,000.00	0.00	0.00	0.00	0.00
Specific Budgets of National Government Agencies		4,076,000.00	0.00	4,076,000.00	4,076,000.00	0.00	0.00	0.00	4,076,000.00	1,084,284.96	1,121,006.84	1,111,647.04	759,061.16	4,076,000.00	1,084,284.96	1,121,006.84	1,111,647.04	759,061.16	4,076,000.00	0.00	0.00	0.00	0.00
Retirement and Life Insurance Premiums		4,076,000.00	0.00	4,076,000.00	4,076,000.00	0.00	0.00	0.00	4,076,000.00	1,084,284.96	1,121,006.84	1,111,647.04	759,061.16	4,076,000.00	1,084,284.96	1,121,006.84	1,111,647.04	759,061.16	4,076,000.00	0.00	0.00	0.00	0.00
PS		4,076,000.00	0.00	4,076,000.00	4,076,000.00	0.00	0.00	0.00	4,076,000.00	1,084,284.96	1,121,006.84	1,111,647.04	759,061.16	4,076,000.00	1,084,284.96	1,121,006.84	1,111,647.04	759,061.16	4,076,000.00	0.00	0.00	0.00	0.00


Department : Department of Environment and Natural Resources (DENR)
 Agency/Entity : Palawan Council for Sustainable Development Staff
 Operating Unit : < not applicable >
 Organization Code (UACS) : 10 006 0000000
 Fund Cluster : 01 Regular Agency Fund


X	Current Year Appropriations
	Supplemental Appropriations
	Continuing Appropriations

(e.g. UACS Fund Cluster: 01-Regular Agency Fund, 02-Foreign Assisted Projects Fund, 03-Special Account-Locally Funded/Domestic Grants Fund, and 04-Special Account-Foreign Assisted/Foreign Grants Fund)

Particulars	UACS CODE	Appropriations			Allotments			Current Year Obligations					Current Year Disbursements					Balances					
		Authorized Appropriations	Adjustments (Transfers To/From, Modifications/Augmentations)	Adjusted Appropriations	Allotments Received	Adjustments (Reductions, Modifications/Augmentations)	Transfer To	Transfer From	Adjusted Total Allotments	1st Quarter Ending March 31	2nd Quarter Ending June 30	3rd Quarter Ending Sept. 30	4th Quarter Ending Dec. 31	TOTAL	1st Quarter Ending March 31	2nd Quarter Ending June 30	3rd Quarter Ending Sept. 30	4th Quarter Ending Dec. 31	TOTAL	Unreleased Appro	Unobligated Allotments	Unpaid Obligations(15-20)=(23+24)	
																						Due and Demandable	Not Yet Due and Demandable
1	2	3	4	5=(3+4)	6	7	8	9	10=[(6+(-)7)-8+9]	11	12	13	14	15=[(11+12+13+14)]	16	17	18	19	20=[(16+17+18+19)]	21	22	23	24
Sub-total II. Automatic Appropriations		4,076,000.00	0.00	4,076,000.00	4,076,000.00	0.00	0.00	0.00	4,076,000.00	1,084,284.96	1,121,006.84	1,111,647.04	759,061.16	4,076,000.00	1,084,284.96	1,121,006.84	1,111,647.04	759,061.16	4,076,000.00	0.00	0.00	0.00	0.00
PS		4,076,000.00	0.00	4,076,000.00	4,076,000.00	0.00	0.00	0.00	4,076,000.00	1,084,284.96	1,121,006.84	1,111,647.04	759,061.16	4,076,000.00	1,084,284.96	1,121,006.84	1,111,647.04	759,061.16	4,076,000.00	0.00	0.00	0.00	0.00
MOOE		0.00	0.00	0.00	0.00	0.00	0.00	0.00	0.00	0.00	0.00	0.00	0.00	0.00	0.00	0.00	0.00	0.00	0.00	0.00	0.00	0.00	0.00
FinEx		0.00	0.00	0.00	0.00	0.00	0.00	0.00	0.00	0.00	0.00	0.00	0.00	0.00	0.00	0.00	0.00	0.00	0.00	0.00	0.00	0.00	0.00
CO		0.00	0.00	0.00	0.00	0.00	0.00	0.00	0.00	0.00	0.00	0.00	0.00	0.00	0.00	0.00	0.00	0.00	0.00	0.00	0.00	0.00	0.00
III. Special Purpose Fund		0.00	7,433,155.00	7,433,155.00	0.00	7,433,155.00	0.00	0.00	7,433,155.00	0.00	0.00	1,682,146.64	5,751,008.36	7,433,155.00	0.00	0.00	1,682,146.64	5,751,008.36	7,433,155.00	0.00	0.00	0.00	0.00
Miscellaneous Personnel Benefits Fund		0.00	7,433,155.00	7,433,155.00	0.00	7,433,155.00	0.00	0.00	7,433,155.00	0.00	0.00	1,682,146.64	5,751,008.36	7,433,155.00	0.00	0.00	1,682,146.64	5,751,008.36	7,433,155.00	0.00	0.00	0.00	0.00
PS		0.00	7,433,155.00	7,433,155.00	0.00	7,433,155.00	0.00	0.00	7,433,155.00	0.00	0.00	1,682,146.64	5,751,008.36	7,433,155.00	0.00	0.00	1,682,146.64	5,751,008.36	7,433,155.00	0.00	0.00	0.00	0.00
Sub-Total III. Special Purpose Fund		0.00	7,433,155.00	7,433,155.00	0.00	7,433,155.00	0.00	0.00	7,433,155.00	0.00	0.00	1,682,146.64	5,751,008.36	7,433,155.00	0.00	0.00	1,682,146.64	5,751,008.36	7,433,155.00	0.00	0.00	0.00	0.00
PS		0.00	7,433,155.00	7,433,155.00	0.00	7,433,155.00	0.00	0.00	7,433,155.00	0.00	0.00	1,682,146.64	5,751,008.36	7,433,155.00	0.00	0.00	1,682,146.64	5,751,008.36	7,433,155.00	0.00	0.00	0.00	0.00
MOOE		0.00	0.00	0.00	0.00	0.00	0.00	0.00	0.00	0.00	0.00	0.00	0.00	0.00	0.00	0.00	0.00	0.00	0.00	0.00	0.00	0.00	0.00
FinEx		0.00	0.00	0.00	0.00	0.00	0.00	0.00	0.00	0.00	0.00	0.00	0.00	0.00	0.00	0.00	0.00	0.00	0.00	0.00	0.00	0.00	0.00
CO		0.00	0.00	0.00	0.00	0.00	0.00	0.00	0.00	0.00	0.00	0.00	0.00	0.00	0.00	0.00	0.00	0.00	0.00	0.00	0.00	0.00	0.00
IV. Reversion of the Unobligated Allotments charged against R.A. Nos. 11465 and 11494		0.00	0.00	0.00	0.00	0.00	0.00	0.00	0.00	0.00	0.00	0.00	0.00	0.00	0.00	0.00	0.00	0.00	0.00	0.00	0.00	0.00	0.00
GRAND TOTAL		96,053,000.00	7,433,155.00	103,486,155.00	96,053,000.00	7,433,155.00	0.00	0.00	103,486,155.00	17,675,615.43	28,130,801.21	23,438,613.53	33,938,651.83	103,183,682.00	17,675,615.43	27,238,489.96	24,002,782.25	34,146,313.30	103,063,200.94	0.00	302,473.00	892,311.25	(771,830.19)
PS		48,524,000.00	9,934,155.00	58,458,155.00	48,524,000.00	9,934,155.00	0.00	0.00	58,458,155.00	11,659,965.78	14,671,224.83	11,886,081.22	20,215,721.31	58,432,993.14	11,659,965.78	14,671,224.83	11,886,081.22	20,215,721.31	58,432,993.14	0.00	25,161.86	0.00	0.00
MOOE		42,291,000.00	(2,501,000.00)	39,790,000.00	42,291,000.00	(2,501,000.00)	0.00	0.00	39,790,000.00	6,015,649.65	9,252,352.38	10,700,632.31	13,722,930.52	39,691,564.86	6,015,649.65	8,360,041.13	11,264,801.03	13,930,591.99	39,571,083.80	0.00	98,435.14	892,311.25	(771,830.19)
CO		5,238,000.00	0.00	5,238,000.00	5,238,000.00	0.00	0.00	0.00	5,238,000.00	0.00	4,207,224.00	851,900.00	0.00	5,059,124.00	0.00	4,207,224.00	851,900.00	0.00	5,059,124.00	0.00	178,876.00	0.00	0.00
Recapitulation by OO:																							
I. Agency Specific Budget		48,931,000.00	(917,905.72)	48,013,094.28	48,931,000.00	(917,905.72)	0.00	0.00	48,013,094.28	9,442,182.29	10,532,515.67	12,892,745.31	15,145,651.01	48,013,094.28	9,442,182.29	10,190,849.87	13,110,686.76	15,269,375.36	48,013,094.28	0.00	0.00	341,665.80	(341,665.80)
PALAWAN ENVIRONMENTALLY CRITICAL AREAS NETWORK (ECAN) MANAGEMENT PROGRAM		48,931,000.00	(917,905.72)	48,013,094.28	48,931,000.00	(917,905.72)	0.00	0.00	48,013,094.28	9,442,182.29	10,532,515.67	12,892,745.31	15,145,651.01	48,013,094.28	9,442,182.29	10,190,849.87	13,110,686.76	15,269,375.36	48,013,094.28	0.00	0.00	341,665.80	(341,665.80)

Certified Correct:

RAHMAN S. ROPETA
 Supervising Administrative Officer

Recommending Approval:

LEVITA A. LAGRADA
 Chief Administrative Officer

Approved By:

ATTY. TEODORO JOSE S. MATIA
 Executive Director