

STATEMENT OF APPROPRIATIONS, ALLOTMENTS, OBLIGATIONS, DISBURSEMENTS AND BALANCES
As of the March 31, 2020


FAR No. 1

Department : Department of Environment and Natural Resources
Agency/Operating Unit: Palawan Council for Sustainable Development Staff
Operating Unit : D0001
Organizational Code (UACS) : 10 006 0000000
Funding Source Code : 01 1 01 407

X	Current Year Appropriations
	Supplemental Appropriations
	Continuing Appropriations


Particulars	UACS CODE	Appropriations			Allotments					Current Year Obligations					Current Year Disbursements					Balances																									
		Authorized Appropriations	Adjustments (Transfer to/from Modifications/Augmentation)	Adjusted Appropriations	Allotment Received	Adjustments Reduction/Modification/Augmentation	Transfer To	Transfer From	Adjusted Allotment	1st Quarter Ending March 31	2nd Quarter Ending June 30	3rd Quarter Ending September 30	4th Quarter Ending December 31	Total	1st Quarter Ending March 31	2nd Quarter Ending June 30	3rd Quarter Ending September 30	4th Quarter Ending December 31	Total	Unreleased Appropriations	Unobligated Allotment	Unpaid Obligations (15-20)-(23+24)																							
																						Due and Demandable	Not Yet Due and Demandable																						
1	2	3	4	5=(3+4)	6	7	8	9	10=6+(7-8)+9	11	12	13	14	15= (11+12+13+14)	16	17	18	19	20= (16+17+18+19)	21=(5-10)	22=(10-15)	23	24																						
I. Agency Specific Budget																																													
General Administration and Support																																													
General Administration and Supervision																							39,878,000.00	-	39,878,000.00	39,878,000.00	-	-	-	39,878,000.00	8,254,517.73	-	-	-	-	8,254,517.73	8,012,209.28	-	-	-	8,012,209.28	-	31,623,482.27	212,308.45	-
PAP																																													
PS																							17,994,000.00		17,994,000.00	17,994,000.00				17,994,000.00	5,139,301.35					5,139,301.35	4,926,992.90				4,926,992.90	-	12,854,688.63	212,308.45	
PS (AF)																																													
PS (Tax Refund)																																													
MOOE																							17,845,000.00		17,845,000.00	17,845,000.00				17,845,000.00	3,115,216.38					3,115,216.38	3,115,216.38				3,115,216.38	-	14,729,783.67		
MOOE (AF)																																													
CO																							4,039,000.00		4,039,000.00	4,039,000.00				4,039,000.00													4,039,000.00		
CO (AF)																																													
Operations																							72,718,000.00	-	72,718,000.00	72,718,000.00	-	-	-	72,718,000.00	15,285,577.07	-	-	-	-	15,285,577.07	14,923,577.07	-	-	-	14,923,577.07	-	57,422,422.93	372,000.00	-
OCI: Natural resources sustainably managed																																													
Palawan Environmentally Critical Areas Network																																													
Advocacy Communication and Education																							16,731,000.00	-	16,731,000.00	16,731,000.00	-	-	-	16,731,000.00	5,980,232.02	-	-	-	-	5,980,232.02	5,902,232.02	-	-	-	5,902,232.02	-	10,750,767.93	78,000.00	-
PS																							4,211,000.00		4,211,000.00	4,211,000.00				4,211,000.00	1,089,978.96					1,089,978.96	1,011,978.96				1,011,978.96	-	3,121,021.04	78,000.00	
MOOE																							3,759,000.00		3,759,000.00	3,759,000.00				3,759,000.00	390,253.06					390,253.06	390,253.06				390,253.06	-	3,368,746.91		
CO																							8,761,000.00		8,761,000.00	8,761,000.00				8,761,000.00	4,500,000.00					4,500,000.00	4,500,000.00				4,500,000.00	-	4,261,000.00		
ECAN Monitoring and Evaluation System																							9,000,000.00	-	9,000,000.00	9,000,000.00	-	-	-	9,000,000.00	1,308,320.23	-	-	-	-	1,308,320.23	1,283,320.23	-	-	-	1,283,320.23	-	7,691,679.77	25,000.00	-
PS																							4,497,000.00		4,497,000.00	4,497,000.00				4,497,000.00	824,597.60					824,597.60	799,597.60				799,597.60	-	3,672,402.40	25,000.00	
MOOE																							1,978,000.00		1,978,000.00	1,978,000.00				1,978,000.00	483,722.63					483,722.63	483,722.63				483,722.63	-	1,494,277.37		
CO																							2,525,000.00		2,525,000.00	2,525,000.00				2,525,000.00												-	2,525,000.00		
ECAN Zoning																							9,973,000.00	-	9,973,000.00	9,973,000.00	-	-	-	9,973,000.00	1,068,600.89	-	-	-	-	1,068,600.89	1,046,600.89	-	-	-	1,046,600.89	-	8,904,399.11	22,000.00	-
PS																							3,386,000.00		3,386,000.00	3,386,000.00				3,386,000.00	533,222.29					533,222.29	511,222.29				511,222.29	-	2,852,777.71	22,000.00	
MOOE																							4,791,000.00		4,791,000.00	4,791,000.00				4,791,000.00	535,378.60					535,378.60	535,378.60				535,378.60	-	4,255,621.40		
CO																							1,796,000.00		1,796,000.00	1,796,000.00				1,796,000.00												-	1,796,000.00		
Knowledge and Research Management																							3,013,000.00	-	3,013,000.00	3,013,000.00	-	-	-	3,013,000.00	436,288.44	-	-	-	-	436,288.44	417,288.44	-	-	-	417,288.44	-	2,576,711.56	19,000.00	-
PS																							1,608,000.00		1,608,000.00	1,608,000.00				1,608,000.00	432,158.44					432,158.44	413,158.44				413,158.44	-	1,175,841.56	19,000.00	
MOOE																							1,405,000.00		1,405,000.00	1,405,000.00				1,405,000.00	4,130.00					4,130.00	4,130.00				4,130.00	-	1,400,870.00		
CO																																										-			

Particulars	UACS CODE	Appropriations			Allotments					Current Year Obligations					Current Year Disbursements					Balances																								
		Authorized Appropriations	Adjustments (Transfer to/from Modifications/Augmentation)	Adjusted Appropriations	Allotment Received	Adjustments Reduction/Augmentation	Transfer To	Transfer From	Adjusted Allotment	1st Quarter Ending March 31	2nd Quarter Ending June 30	3rd Quarter Ending September 30	4th Quarter Ending December 31	Total	1st Quarter Ending March 31	2nd Quarter Ending June 30	3rd Quarter Ending September 30	4th Quarter Ending December 31	Total	Unreleased Appropriations	Unobligated Allotment	Unpaid Obligations (15-20)-(23+24)																						
																						Due and Demandable	Not Yet Due and Demandable																					
1	2	3	4	5-(3+4)	6	7	8	9	10-(6+)(-)(7-8+9)	11	12	13	14	15+	16	17	18	19	20+	21-(5-10)	22-(10-15)	23	24																					
Recapitulation by CO:																																												
Advocacy, Communication and Education		17,126,000.00		17,126,000.00	17,126,000.00				17,126,000.00	6,047,113.90				6,047,113.90	5,969,113.90				5,969,113.90		11,078,886.10		78,000.00																					
ECAN Monitoring and Evaluation System		9,420,000.00		9,420,000.00	9,420,000.00				9,420,000.00	1,357,567.39				1,357,567.39	1,332,567.39				1,332,567.39		8,062,432.61		25,000.00																					
ECAN Zoning		10,284,000.00		10,284,000.00	10,284,000.00				10,284,000.00	1,099,407.29				1,099,407.29	1,077,407.29				1,077,407.29		9,104,592.71		22,000.00																					
Knowledge and Resource Management		3,163,000.00		3,163,000.00	3,163,000.00				3,163,000.00	461,884.20				461,884.20	447,884.20				447,884.20		2,701,115.80		19,000.00																					
Resource Mobilization and Partnership Dev't.		2,020,000.00		2,020,000.00	2,020,000.00				2,020,000.00	446,608.20				446,608.20	435,608.20				435,608.20		1,573,391.80		11,000.00																					
Operation of SEP Clearance System		22,238,000.00		22,238,000.00	22,238,000.00				22,238,000.00	4,345,405.93				4,345,405.93	4,168,405.93				4,168,405.93		17,892,594.07		177,000.00																					
Wildlife and Cava Management		11,606,000.00		11,606,000.00	11,606,000.00				11,606,000.00	2,005,850.66				2,005,850.66	1,965,850.66				1,965,850.66		9,600,149.34		40,000.00																					
OF WHICH:																																												
KHA No. 5 - Integrity of the Environment and Climate Change Mitigation and Adaptation		75,857,000.00		75,857,000.00	75,857,000.00				75,857,000.00	15,763,837.57				15,763,837.57	15,391,837.57				15,391,837.57		60,093,162.43		372,000.00																					

Certified Correct:

EDWIN Y. PENEVRA
 Budget Officer
 Date: March 31, 2020

Certified Correct:

EBRAHIM S. ROPETA
 Assistant II
 Date: March 31, 2020

Recommended By:

RYAN T. FUENTES
 Chief, Admin. and Finance
 Date: March 31, 2020

Approved By:

ADELINA B. BENAVENTE-VILLENA
 Acting Executive Director
 Date: March 31, 2020

STATEMENT OF APPROPRIATIONS, ALLOTMENTS, OBLIGATIONS, DISBURSEMENTS AND BALANCES
As of the March 31, 2020

FAR No. 1

Department : Department of Environment and Natural Resources
Agency/Operating Unit: Palawan Council for Sustainable Development Staff
Operating Unit : D0001
Organizational Code (UACS) : 10 006 0000000
Funding Source Code : 3 1 04 335

X	Current Year Appropriations
	Supplemental Appropriations
	Continuing Appropriations

Particulars	HACS CODE	Appropriations			Allotments					Current Year Obligations					Current Year Disbursements					Balances			
		Authorized Appropriations	Adjustments (Transfer to/from Modifications/Aug)	Adjusted Appropriations	Allotment Received	Adjustments Reduction/Modification/Aug	Transfer To	Transfer From	Adjusted Allotment	1st Quarter Ending March 31	2nd Quarter Ending June 30	3rd Quarter Ending September 30	4th Quarter Ending December 31	Total	1st Quarter Ending March 31	2nd Quarter Ending June 30	3rd Quarter Ending September 30	4th Quarter Ending December 31	Total	Unreleased Appropriations	Unobligated Allotment	Unpaid Obligations (15-20)-(23+24)	
		3	4	5=(3+4)	6	7	8	9	10=6+(7-8+9)	11	12	13	14	15=(11+12+13+14)	16	17	18	19	20=(16+17+18+19)	21=(5-10)	22=(10-15)	23	24
B. Automatic Appropriations																							
Operations		21,463,000.00		21,463,000.00	21,463,000.00				21,463,000.00	3,011,013.54				3,011,013.54	3,906,114.63				3,906,114.63		18,451,986.46		
OO: Natural resources sustainably managed																							
Palawan Environmentally Critical Areas Network																							
Advocacy, Communication and Education		1,350,000.00		1,350,000.00	1,350,000.00				1,350,000.00												1,350,000.00		
MOOE		1,350,000.00		1,350,000.00	1,350,000.00				1,350,000.00												1,350,000.00		
ECAN Zoning		488,000.00		488,000.00	488,000.00				488,000.00												488,000.00		
MOOE		488,000.00		488,000.00	488,000.00				488,000.00												488,000.00		
Knowledge and Research Management		1,486,000.00		1,486,000.00	1,486,000.00				1,486,000.00	597,600.00				597,600.00	597,600.00				597,600.00		888,400.00		
MOOE		1,486,000.00		1,486,000.00	1,486,000.00				1,486,000.00	597,600.00				597,600.00	597,600.00				597,600.00		888,400.00		
Operation of SEP Clearance System		1,400,000.00			1,400,000.00				1,400,000.00	8,650.00				8,650.00	8,650.00						1,391,350.00		
MOOE		1,400,000.00			1,400,000.00				1,400,000.00	8,650.00				8,650.00	8,650.00						1,391,350.00		
Wildlife and Cave Management		16,739,000.00		16,739,000.00	16,739,000.00				16,739,000.00	2,404,763.54				2,404,763.54	2,404,763.54				3,299,664.63		14,334,236.46		
MOOE		16,739,000.00		16,739,000.00	16,739,000.00				16,739,000.00	2,404,763.54				2,404,763.54	2,404,763.54				2,404,763.54		14,334,236.46		
MOOE (AP)															895,101.09				895,101.09				
GRAND TOTAL		21,463,000.00		21,463,000.00	21,463,000.00				21,463,000.00	3,011,013.54				3,011,013.54	3,906,114.63				3,906,114.63		18,451,986.46		
MOOE		21,463,000.00		21,463,000.00	21,463,000.00				21,463,000.00	3,011,013.54				3,011,013.54	3,011,013.54				3,011,013.54		18,451,986.46		
MOOE (AP)															895,101.09				895,101.09				

Certified Correct:

EDWIN Y. PENEVRA
Budget Officer
Date: March 31, 2020

Certified Correct:

RAHMANS PROPETA
Accountant III
Date: March 31, 2020


Recommended By:

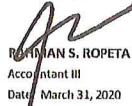
RYAN T. FUENTES
Chief, Finance and Admin.
Date: March 31, 2020


Approved By:

ATTY. ADELINA B. BENAVENTE-VILLENA
Acting Executive Director
Date: March 31, 2020

Particulars	UACS CODE	Appropriations			Allotments					Current Year Obligations					Current Year Disbursements					Balances																									
		Authorized Appropriations	Adjustments (Transfer To/From Realignment)	Adjusted Appropriations	Allotments Received	Adjustments (Withdrawal/Realignment)	Transfer To	Transfer From	Adjusted Total	1st Quarter ending March 31	2nd Quarter ending June 30	3rd Quarter ending Sept 30	4th Quarter ending Dec. 31	Total	1st Quarter ending March 31	2nd Quarter ending June 30	3rd Quarter ending Sept. 30	4th Quarter ending Dec. 31	Total	Unreleased Appropriations	Unobligated Allotment	Unpaid Obligations (15-20)=(23+24)																							
																						Due and Demandable	Not Yet Due and Demandable																						
1	2	3	4	5=(3+4)	6	7	8	9	10=6(+)-(-)7-8+9	11	12	13	14	15=(11+12+13+14)	16	17	18	19	20=(16+17+18+19)	21=(5-10)	22=(10-15)	23	24																						
Recapitulation by OO:																																													
Advocacy, Communication and Education		156,427.37		156,427.37	156,427.37				156,427.37					-					-																										
ECAN Monitoring and Evaluation System		62.00		62.00	62.00				62.00					-					-																										
ECAN Zoning		4.49		4.49	4.49				4.49					-					-																										
Knowledge and Research Management		20,217.34		20,217.34	20,217.34				20,217.34					-					-																										
Resource Mobilization and Partnership Dev't.		21,637.23		21,637.23	21,637.23				21,637.23					-					-																										
Operation of SEP Clearance System		30,628.26		30,628.26	30,628.26				30,628.26					-					-																										
Wildlife and Cave Management		132.09		132.09	132.09				132.09					-					-																										
OF WHICH:																																													
KRA No. 5 - Integrity of the Environment and Climate Change Mitigation and Adaptation		229,108.78		229,108.78	229,108.78				229,108.78					-					-																										

Certified Correct:

 EDWIN Y. PENEVIRA
 Budget Officer
 Date: March 31, 2020

Certified Correct:

 ROMAN S. ROPETA
 Accountant III
 Date: March 31, 2020

Recommended By:

 RYAN T. FUENTES
 Chief, Admin. And Finance
 Date: March 31, 2020

Approved by:

 ATTY. ADELINA B. BENAVENTE-VILLEN
 Acting Executive Director
 Date: March 31, 2020