

STATEMENT OF APPROPRIATIONS, ALLOTMENTS, OBLIGATIONS, DISBURSEMENTS AND BALANCES  
As of the December 31, 2020

FAR No. 1



Current Year Appropriations  
Supplemental Appropriations  
Continuing Appropriations

Department : Department of Environment and Natural Resources  
Agency/Operating Unit: Palawan Council for Sustainable Development Staff  
Operating Unit : D0001  
Organizational Code (UACS) : 10 006 0000000  
Funding Source Code : 101101

Particulars	UACS CODE	Appropriations			Allotments					Current Year Obligations					Current Year Disbursements					Balances			
		Authorized Appropriations	Adjustments (Transfer to/From Modifications/Augmentation)	Adjusted Appropriations	Allotment Received	Adjustments Reduction/Modification/Augmentation	Transfer To	Transfer From To	Adjusted Allotment	1st Quarter Ending March 31	2nd Quarter Ending June 30	3rd Quarter Ending September 30	4th Quarter Ending December 31	Total	1st Quarter Ending March 31	2nd Quarter Ending June 30	3rd Quarter Ending September 30	4th Quarter Ending December 31	Total	Unreleased Appropriations	Unobligated Allotment	Unpaid Obligations (15-20)=(23+24)	
1	2	3	4	5=(3+4)	6	7	8	9	10=6+(+)-(-)-7-8+9	11	12	13	14	15= (11+12+13+14)	16	17	18	19	20= (16+17+18+19)	21=[5-10]	22=(10-15)	23	24
<b>Agency Specific Budget</b>																							
General Administration and Support																							
General Administration and Supervision		39,878,000.00	(1,364,620.00)	38,513,380.00	38,513,380.00	-	-	-	38,513,380.00	8,254,517.73	9,688,908.16	8,488,835.68	11,049,585.62	37,481,847.19	8,042,209.28	10,566,189.27	6,910,577.64	11,893,183.87	37,412,160.06	-	1,031,532.81	762,087.13	-
PAP																							
PS		17,994,000.00	825,000.00	18,819,000.00	18,819,000.00				18,819,000.00	5,139,301.35	3,591,689.47	3,036,871.38	7,021,898.73	18,789,760.93	4,926,992.90	3,776,570.58	2,961,162.70	7,125,034.75	18,789,760.93	-	29,239.07	-	-
PS (AP)																							
PS (Tax Refund)																							
MOOE		17,845,000.00	(1,921,540.00)	15,923,460.00	15,923,460.00				15,923,460.00	3,115,216.38	3,716,418.69	4,197,844.30	4,223,106.41	15,252,585.78	3,115,216.38	3,716,418.69	3,062,586.86	4,596,276.72	14,490,498.65	-	670,874.22	762,087.13	-
MOOE (AP)																							
CO		4,039,000.00	(268,080.00)	3,770,920.00	3,770,920.00				3,770,920.00		2,380,800.00	1,254,120.00	(195,419.52)	3,439,500.48		2,380,800.00	886,828.08	171,872.40	3,439,500.48	-	331,419.52	-	-
CO (AP)																692,400.00			692,400.00				
<b>Operations</b>		71,288,000.00	(4,186,940.00)	67,101,060.00	67,101,060.00	-	-	-	67,101,060.00	15,295,577.07	14,608,411.41	18,633,336.01	15,779,898.22	64,317,222.71	14,923,577.07	18,134,161.26	11,144,935.19	24,552,846.84	68,755,520.36	-	3,672,397.29	568,622.20	-
OO: Natural resources sustainably managed																							
Palawan Environmentally Critical																							
Communication and Education		16,731,000.00	(770,840.00)	15,960,160.00	15,960,160.00	-	-	-	15,960,160.00	5,980,232.02	3,486,249.69	3,257,771.13	2,533,853.47	15,258,106.31	5,902,232.02	6,144,352.44	2,276,498.81	5,368,295.79	19,691,379.06	-	702,053.69	-	-
PS		4,211,000.00	100,000.00	4,311,000.00	4,311,000.00				4,311,000.00	1,089,978.96	812,249.93	663,477.24	1,537,941.68	4,103,647.81	1,011,978.96	890,249.93	663,477.24	1,537,941.68	4,103,647.81	-	702,053.69	-	-
MOOE		3,759,000.00	(334,400.00)	3,424,600.00	3,424,600.00				3,424,600.00	390,253.06	475,999.76	1,152,733.89	1,345,971.99	3,364,958.70	390,253.06	475,999.76	727,505.67	1,771,200.21	3,364,958.70	-	207,352.19	-	-
CO		8,761,000.00	(536,440.00)	8,224,560.00	8,224,560.00				8,224,560.00	4,500,000.00	2,198,000.00	1,441,560.00	(350,060.20)	7,789,499.80	4,500,000.00	2,198,000.00	885,515.90	205,983.90	7,789,499.80	-	435,060.20	-	-
CO (AP)																2,580,102.75		1,853,170.00	4,433,272.75				
ECAN Monitoring and Evaluation		9,000,000.00	(857,610.00)	8,142,390.00	8,142,390.00	-	-	-	8,142,390.00	1,308,320.23	2,941,328.20	1,445,611.96	2,289,149.25	7,984,409.64	1,283,320.23	3,330,134.30	860,335.74	2,874,425.47	8,348,215.74	-	157,980.36	-	-
PS		4,497,000.00		4,497,000.00	4,497,000.00				4,497,000.00	824,597.60	593,342.93	861,597.57	2,059,948.73	4,339,486.83	799,597.60	618,342.93	851,597.57	2,069,948.73	4,339,486.83	-	157,980.36	-	-
MOOE		1,978,000.00	(681,170.00)	1,296,830.00	1,296,830.00				1,296,830.00	483,722.63	259,985.27	323,454.39	229,200.52	1,296,362.81	483,722.63	259,985.27	8,738.17	543,916.74	1,296,362.81	-	467.19	-	-
CO		2,525,000.00	(176,440.00)	2,348,560.00	2,348,560.00				2,348,560.00		2,088,000.00	260,560.00		2,348,560.00		2,088,000.00		260,560.00	2,348,560.00	-		-	-
CO (AP)																363,806.10			363,806.10				
ECAN Zoning		9,973,000.00	(1,002,370.00)	8,970,630.00	8,970,630.00	-	-	-	8,970,630.00	1,068,600.89	1,349,767.65	3,130,501.18	2,262,018.45	7,810,888.17	1,046,600.89	1,371,767.65	1,199,062.78	3,750,449.85	7,367,881.17	-	1,159,741.83	443,007.00	-
PS		3,386,000.00	140,000.00	3,526,000.00	3,526,000.00				3,526,000.00	533,222.29	844,444.07	670,606.04	1,207,350.97	3,255,623.37	511,222.29	866,444.07	660,606.04	1,217,350.97	3,255,623.37	-	270,376.63	-	-
MOOE		4,791,000.00	(785,950.00)	4,005,050.00	4,005,050.00				4,005,050.00	535,378.60	432,123.58	1,663,449.18	3,798,286.50	535,378.60	432,123.58	538,456.74	1,849,320.58	3,355,279.50	206,763.50	-	443,007.00	-	-
CO		1,796,000.00	(356,420.00)	1,439,580.00	1,439,580.00				1,439,580.00		73,200.00	1,292,560.00	(608,781.70)	756,978.30		73,200.00		683,778.30	756,978.30	-	682,601.70	-	-

Particulars	UACS CODE	Appropriations			Allotments						Current Year Obligations					Current Year Disbursements					Balances			
		Authorized Appropriations	Adjustments (Transfer to/From Modifications/Augmentation)	Adjusted Appropriations	Allotment Received	Adjustments Reduction/Modification	Transfer To	Transfer From To	Adjusted Allotment	1st Quarter Ending March 31	2nd Quarter Ending June 30	3rd Quarter Ending September 30	4th Quarter Ending December 31	Total	1st Quarter Ending March 31	2nd Quarter Ending June 30	3rd Quarter Ending September 30	4th Quarter Ending December 31	Total	Unreleased Appropriations	Unobligated Allotment	Unpaid Obligations (15-20)=(23+24)		
																						Due and Demandable	Not Yet Due and Demandable	
1	2	3	4	5=(3+4)	6	7	8	9	10=6+(+)-(-)7-8+9	11	12	13	14	15= (11+12+13+14)	16	17	18	19	20= (16+17+18+19)	21=(5-10)	22=(10-15)	23	24	
Knowledge and Research		3,013,000.00	(271,840.00)	2,741,160.00	2,741,160.00	-	-	-	2,741,160.00	436,288.44	346,427.45	526,408.06	1,059,644.08	2,368,768.03	417,288.44	365,427.45	526,108.06	1,040,388.88	2,349,212.83	-	372,391.97	19,555.20	-	
PS		1,608,000.00	165,000.00	1,773,000.00	1,773,000.00	-	-	-	1,773,000.00	432,158.44	343,907.45	242,408.06	639,556.38	1,658,030.33	413,158.44	362,907.45	242,108.06	639,856.38	1,658,030.33	-	114,969.67	-	-	
MOOE		1,405,000.00	(436,840.00)	968,160.00	968,160.00	-	-	-	968,160.00	4,130.00	2,520.00	284,000.00	420,087.70	710,737.70	4,130.00	2,520.00	284,000.00	400,532.50	691,182.50	-	257,422.30	19,555.20	-	
CO						-	-	-												-				
Resource Mobilization and Development		1,865,000.00	-	1,865,000.00	1,865,000.00	-	-	-	1,865,000.00	420,433.80	399,582.09	462,297.74	483,362.83	1,765,676.46	409,433.80	410,582.09	462,097.74	483,562.83	1,765,676.46	-	99,323.54	-	-	
PS		1,606,000.00	50,000.00	1,656,000.00	1,656,000.00	-	-	-	1,656,000.00	420,433.80	399,582.09	351,357.74	473,815.08	1,645,188.71	409,433.80	410,582.09	351,157.74	474,015.08	1,645,188.71	-	10,811.29	-	-	
MOOE		259,000.00	(50,000.00)	209,000.00	209,000.00	-	-	-	209,000.00			110,940.00	9,547.75	120,487.75			110,940.00	9,547.75	120,487.75	-	88,512.25	-	-	
CO						-	-	-												-				
Operation of SEP Clearance System		20,972,000.00	(172,280.00)	20,799,720.00	20,799,720.00	-	-	-	20,799,720.00	4,156,598.91	4,347,283.36	6,737,158.92	5,241,079.22	20,482,120.41	3,979,598.91	4,734,124.36	4,177,127.26	7,744,950.88	20,635,801.41	-	317,599.59	56,160.00	-	
PS		13,645,000.00	275,000.00	13,920,000.00	13,920,000.00	-	-	-	13,920,000.00	2,987,059.36	3,266,046.10	3,044,048.02	4,453,547.42	13,750,700.90	2,810,059.36	3,443,046.10	3,019,048.02	4,478,547.42	13,750,700.90	-	169,299.10	-	-	
MOOE		5,367,000.00	(275,000.00)	5,092,000.00	5,092,000.00	-	-	-	5,092,000.00	1,169,539.55	861,637.26	2,192,990.90	867,789.40	5,091,957.11	1,169,539.55	861,637.26	1,158,079.24	1,846,541.06	5,035,797.11	-	42.89	56,160.00	-	
CO		1,960,000.00	(172,280.00)	1,787,720.00	1,787,720.00	-	-	-	1,787,720.00		219,600.00	1,500,120.00	(80,257.60)	1,639,462.40			219,600.00	1,419,862.40	1,639,462.40	-	148,257.60	-	-	
CO (AP)						-	-	-									209,841.00			-				
Wildlife and Cave Management		9,734,000.00	(1,112,000.00)	8,622,000.00	8,622,000.00	-	-	-	8,622,000.00	1,925,102.78	1,737,772.97	3,073,587.02	1,910,790.92	8,647,253.69	1,885,102.78	1,777,772.97	1,643,704.80	3,290,773.14	8,597,353.69	-	863,306.31	49,900.00	-	
PS		4,719,000.00	245,000.00	4,964,000.00	4,964,000.00	-	-	-	4,964,000.00	1,282,384.32	1,079,787.22	834,942.73	1,669,805.40	4,866,919.67	1,242,384.32	1,119,787.22	824,942.73	1,679,805.40	4,866,919.67	-	97,080.33	-	-	
MOOE		5,015,000.00	(1,357,000.00)	3,658,000.00	3,658,000.00	-	-	-	3,658,000.00	642,718.46	657,985.75	1,350,084.29	951,051.52	3,601,840.02	642,718.46	657,985.75	818,762.07	1,432,473.74	3,551,940.02	-	56,159.98	49,900.00	-	
CO		1,430,000.00	(541,440.00)	888,560.00	888,560.00	-	-	-	888,560.00			888,560.00	(710,066.00)	178,494.00				178,494.00	178,494.00	-	710,066.00	-	-	
CO (AP)						-	-	-									209,841.00			-				
-Total, Agency Specific Budget		112,596,000.00	(6,093,000.00)	106,503,000.00	106,503,000.00	-	-	-	106,503,000.00	23,550,094.80	24,297,319.57	27,122,171.69	26,829,483.84	101,799,069.90	22,965,786.35	24,854,200.68	18,055,512.83	34,592,860.71	100,468,360.57	-	4,703,930.10	1,330,709.33	-	
PS		51,666,000.00	1,800,000.00	53,466,000.00	53,466,000.00	-	-	-	53,466,000.00	12,709,136.12	10,931,049.26	9,705,308.78	19,063,864.39	52,409,358.55	12,124,827.67	11,487,930.37	9,574,100.10	19,222,500.41	52,409,358.55	-	1,056,641.45	-	-	
MOOE		40,419,000.00	(5,841,900.00)	34,577,100.00	34,577,100.00	-	-	-	34,577,100.00	6,340,958.68	6,406,670.31	10,779,382.91	9,710,204.47	33,237,216.37	6,340,958.68	6,406,670.31	6,709,068.75	12,449,809.30	31,906,507.04	-	1,339,883.63	1,330,709.33	-	
CO		20,511,000.00	(2,051,100.00)	18,459,900.00	18,459,900.00	-	-	-	18,459,900.00	4,500,000.00	6,959,600.00	6,637,480.00	(1,944,585.02)	16,152,494.98	4,500,000.00	6,959,600.00	1,772,343.98	2,920,551.00	16,152,494.98	-	2,307,405.02	-	-	
Automatic Appropriations						-	-	-												-				
PS		4,600,000.00	(3,420,500.00)	1,179,500.00	1,179,500.00	-	-	-	1,179,500.00	714,804.39	338,258.56		(182.64)	1,052,880.31	714,804.39	338,258.56		(182.64)	1,052,880.31	-	126,619.69	-	-	
-Total, Automatic Appropriations						-	-	-												-				
PS		4,600,000.00	(3,420,500.00)	1,179,500.00	1,179,500.00	-	-	-	1,179,500.00	714,804.39	338,258.56		(182.64)	1,052,880.31	714,804.39	338,258.56		(182.64)	1,052,880.31	-	126,619.69	-	-	
Special Purpose Fund						-	-	-												-				
MPBF - PS			1,164,000.00	1,164,000.00	1,164,000.00	-	-	-	1,164,000.00	249,427.00	332,572.00	249,427.00	332,574.00	1,164,000.00	249,427.00	332,572.00	249,427.00	332,574.00	1,164,000.00	-		-	-	
PGF - PS			1,906,536.00	1,906,536.00	1,906,536.00	-	-	-	1,906,536.00				1,883,653.27	1,883,653.27				1,883,653.27	1,883,653.27	-	22,882.73	-	-	
-Total, Special Purpose Fund						-	-	-												-				
PS			3,070,536.00	3,070,536.00	3,070,536.00	-	-	-	3,070,536.00	249,427.00	332,572.00	249,427.00	2,216,227.27	3,047,653.27	249,427.00	332,572.00	249,427.00	2,216,227.27	3,047,653.27	-	22,882.73	-	-	
MOOE						-	-	-												-				
CO						-	-	-												-				

Particulars	UACS CODE	Appropriations			Allotments					Current Year Obligations					Current Year Disbursements					Balances			
		Authorized Appropriations	Adjustments (Transfer to/From Modifications/Augmentation)	Adjusted Appropriations	Allotment Received	Adjustments Reduction/Modification/Augmentation	Transfer To	Transfer From To	Adjusted Allotment	1st Quarter Ending March 31	2nd Quarter Ending June 30	3rd Quarter Ending September 30	4th Quarter Ending December 31	Total	1st Quarter Ending March 31	2nd Quarter Ending June 30	3rd Quarter Ending September 30	4th Quarter Ending December 31	Total	Unreleased Appropriations	Unobligated Allotment	Unpaid Obligations (15-20)=(23+24)	
																						Due and Demandable	Not Yet Due and Demandable
1	2	3	4	5=(3+4)	6	7	8	9	10=6(+)(-)-7-8+9	11	12	13	14	15= (11+12+13+14)	16	17	18	19	20= (16+17+18+19)	21=(5-10)	22=(10-15)	23	24
<b>TOTAL</b>		117,196,000.00	(10,149,500.00)	110,753,036.00	110,753,036.00	-	-	-	110,753,036.00	24,514,326.19	24,968,150.13	27,371,598.69	29,045,528.47	105,899,603.48	23,930,017.74	29,371,181.09	18,304,939.83	41,397,905.34	113,004,044.00	-	4,853,432.52	1,330,709.33	-
PS		56,266,000.00	(2,256,500.00)	57,716,036.00	57,716,036.00	-	-	-	57,716,036.00	13,673,367.51	11,601,879.82	9,954,735.78	21,279,909.02	56,509,892.13	13,089,059.06	12,158,760.93	9,823,527.10	21,438,545.04	56,509,892.13	-	1,206,143.87	-	-
PS (AP)		-	-	-	-	-	-	-	-	-	-	-	-	-	-	-	-	-	-	-	-	-	-
PS (Tax Refund)		-	-	-	-	-	-	-	-	-	-	-	-	-	-	-	-	-	-	-	-	-	-
MOOE		40,419,000.00	(5,841,900.00)	34,577,100.00	34,577,100.00	-	-	-	34,577,100.00	6,340,958.68	6,406,670.31	10,779,382.91	9,710,204.47	33,237,216.37	6,340,958.68	6,406,670.31	6,709,068.75	12,449,809.30	31,906,507.04	-	1,339,883.63	1,330,709.33	-
MOOE (AP)		-	-	-	-	-	-	-	-	-	-	-	-	-	-	-	-	-	-	-	-	-	-
CO		20,511,000.00	(2,051,100.00)	18,459,900.00	18,459,900.00	-	-	-	18,459,900.00	4,500,000.00	6,959,600.00	6,637,480.00	(1,944,585.02)	16,152,494.98	4,500,000.00	6,959,600.00	1,772,343.98	2,920,551.00	16,152,494.98	-	2,307,405.02	-	-
CO (AP)		-	-	-	-	-	-	-	-	-	-	-	-	-	-	3,846,149.85	-	4,589,000.00	8,435,149.85	-	-	-	-
capitulation by OO:																							
Advocacy, Communication and Educ		17,126,000.00	(1,067,090.00)	16,058,910.00	16,058,910.00				16,058,910.00	6,047,113.90	3,512,141.97	3,257,771.13	2,533,853.47	15,350,880.47	5,969,113.90	3,590,141.97	2,276,498.81	3,515,125.79	15,350,880.47	-	708,029.53	-	-
ECAN Monitoring and Evaluation Sys		9,420,000.00	(1,172,610.00)	8,247,390.00	8,247,390.00				8,247,390.00	1,357,567.39	2,960,955.76	1,445,611.96	2,289,149.25	8,053,284.36	1,332,567.39	2,985,955.76	860,335.74	2,874,425.47	8,053,284.36	-	194,105.64	-	-
ECAN Zoning		10,284,000.00	(1,235,620.00)	9,048,380.00	9,048,380.00				9,048,380.00	1,099,407.29	1,380,997.53	3,130,501.18	2,262,018.45	7,872,924.45	1,077,407.29	1,402,997.53	1,199,062.78	3,750,449.85	7,429,917.45	-	1,175,455.55	443,007.00	-
Knowledge and Research Managemen		3,163,000.00	(384,340.00)	2,778,660.00	2,778,660.00				2,778,660.00	461,884.20	358,331.69	526,408.06	1,059,644.08	2,406,268.03	442,884.20	377,331.69	526,108.06	1,040,388.88	2,386,712.83	-	372,391.97	19,555.20	-
Resource Mobilization and Partnersh		2,020,000.00	(116,250.00)	1,903,750.00	1,903,750.00				1,903,750.00	446,608.20	412,157.69	462,297.74	483,362.83	1,804,426.46	435,608.20	423,157.69	462,097.74	483,562.83	1,804,426.46	-	99,323.54	-	-
Operation of SEP Clearance System		22,238,000.00	(1,121,780.00)	21,116,220.00	21,116,220.00				21,116,220.00	4,345,405.93	4,453,880.36	6,737,158.92	5,241,079.22	20,777,524.43	4,168,405.93	4,630,880.36	4,177,127.26	7,744,950.88	20,721,364.43	-	338,695.57	56,160.00	-
Wildlife and Cave Management		11,606,000.00	(1,984,940.00)	9,621,060.00	9,621,060.00				9,621,060.00	2,005,850.66	1,767,525.09	3,073,587.02	1,910,790.92	8,757,753.69	1,965,850.66	1,807,525.09	1,643,704.80	3,290,773.14	8,707,853.69	-	863,306.31	49,900.00	-
Payments for AP																3,153,749.85		4,589,000.00	7,742,749.85				
WHICH:																							
KRA No. 5 - Integrity of the Environment																							
and Climate Change Mitigation																							
and Adaptation		75,857,000.00	(7,082,630.00)	68,774,370.00	68,774,370.00				68,774,370.00	15,763,837.57	14,845,990.09	18,633,336.01	15,779,898.22	65,023,061.89	15,391,837.57	18,371,739.94	11,144,935.19	27,288,676.84	72,197,189.54	-	3,751,308.11	568,622.20	-

Certified Correct:

EDWARD Y. PENEYRA  
Budget Officer  
Date: December 31, 2020

Certified Correct:

RAHMAN S. ROPETA  
Accountant III  
Date: December 31, 2020

Recommended By:


LEVITA A. LAGRADA  
Chief, Admin and Finance  
Date: December 31, 2020

Approved By:

ATTY. TEODORO JOSE S. MATTA  
Executive Director  
Date: December 31, 2020

STATEMENT OF APPROPRIATIONS, ALLOTMENTS, OBLIGATIONS, DISBURSEMENTS AND BALANCES  
As of the December 31, 2020

FAR No. 1



X	Current Year Appropriations
	Supplemental Appropriations
	Continuing Appropriations

Department : Department of Environment and Natural Resources  
 City/Operating Unit: Palawan Council for Sustainable Development Staff  
 Operating Unit : D0001  
 Organizational Code (UACS) : 10 006 0000000  
 Accounting Source Code : 3 1 04 335

Particulars	UACS CODE	Appropriations			Allotments					Current Year Obligations					Current Year Disbursements					Balances				
		Authorized Appropriations	Adjustments (Transfer to/from Modifications/Aug.)	Adjusted Appropriations	Allotment Received	Adjustments Reduction/Modification/Augmentation	Transfer To	Transfer From	Adjusted Allotment	1st Quarter Ending March 31	2nd Quarter Ending June 30	3rd Quarter Ending September 30	4th Quarter Ending December 31	Total	1st Quarter Ending March 31	2nd Quarter Ending June 30	3rd Quarter Ending September 30	4th Quarter Ending December 31	Total	Unreleased Appropriations	Unobligated Allotment	Unpaid Obligations (15-20)=(23+24)		
																						Due and Demandable	Not Yet Due and Demandable	
1	2	3	4	5=(3+4)	6	7	8	9	10=6(+)-(-)7-8+9	11	12	13	14	15=(11+12+13+14)	16	17	18	19	20=(16+17+18+19)	21=(5-10)	22=(10-15)	23	24	
Automatic Appropriations																								
Operations		21,463,000.00		21,463,000.00	21,463,000.00				21,463,000.00	3,011,013.54	1,771,256.15	3,352,525.55	10,755,426.68	18,890,221.92	3,906,114.63	1,271,374.02	3,360,325.55	5,216,113.80	13,753,928.00	-	2,572,778.08	5,545,912.88	-	
CO: Natural resources sustainably managed																								
Palawan Environmentally Critical Areas Network																								
Advocacy, Communication and Education		1,350,000.00		1,350,000.00	1,350,000.00				1,350,000.00	-	-	82,250.00	759,514.27	841,764.27	-	-	82,250.00	692,515.55	774,765.55	-	508,235.73	66,998.72	-	
MOOE		1,350,000.00		1,350,000.00	1,350,000.00				1,350,000.00			82,250.00	759,514.27	841,764.27			82,250.00	692,515.55	774,765.55		508,235.73	66,998.72		
ECAN Zoning		488,000.00		488,000.00	488,000.00				488,000.00	-	-	70,000.00	106,953.55	176,953.55	-	-	70,000.00	106,953.55	176,953.55		311,046.45	-	-	
MOOE		488,000.00		488,000.00	488,000.00				488,000.00			70,000.00	106,953.55	176,953.55			70,000.00	106,953.55	176,953.55		311,046.45	-	-	
Knowledge and Research Management		1,486,000.00		1,486,000.00	1,486,000.00				1,486,000.00	597,600.00	-	249,000.00	255,105.70	1,101,705.70	597,600.00	-	249,000.00	58,471.65	905,071.65		384,294.30	196,634.05	-	
MOOE		1,486,000.00		1,486,000.00	1,486,000.00				1,486,000.00	597,600.00		249,000.00	255,105.70	1,101,705.70	597,600.00		249,000.00	58,471.65	905,071.65		384,294.30	196,634.05	-	
Operation of SEP Clearance System		1,400,000.00		1,400,000.00	1,400,000.00				1,400,000.00	8,650.00		66,045.19	669,696.34	744,391.53	8,650.00		66,045.19	424,542.94	499,238.13		655,608.47	245,153.40	-	
MOOE		1,400,000.00		1,400,000.00	1,400,000.00				1,400,000.00	8,650.00		66,045.19	669,696.34	744,391.53	8,650.00		66,045.19	424,542.94	499,238.13		655,608.47	245,153.40	-	
Wildlife and Cave Management		16,739,000.00		16,739,000.00	16,739,000.00				16,739,000.00	2,404,763.54	1,771,256.15	2,885,230.36	8,964,156.82	16,025,406.87	2,404,763.54	1,271,374.02	2,893,030.36	3,933,630.11	11,397,899.12		713,593.13	5,037,126.71	-	
MOOE		16,739,000.00		16,739,000.00	16,739,000.00				16,739,000.00	2,404,763.54	1,771,256.15	2,885,230.36	8,964,156.82	16,025,406.87	2,404,763.54	1,756,856.15	2,893,030.36	3,933,630.11	10,988,280.16		713,593.13	5,037,126.71	-	
MOOE (AP)				-					-					-	895,101.09	(485,482.13)		409,618.96						
ND TOTAL		21,463,000.00		21,463,000.00	21,463,000.00				21,463,000.00	3,011,013.54	1,771,256.15	3,352,525.55	10,755,426.68	18,890,221.92	3,906,114.63	1,271,374.02	3,360,325.55	5,216,113.80	13,753,928.00	-	2,572,778.08	5,545,912.88	-	
MOOE		21,463,000.00		21,463,000.00	21,463,000.00				21,463,000.00	3,011,013.54	1,771,256.15	3,352,525.55	10,755,426.68	18,890,221.92	3,011,013.54	1,756,856.15	3,360,325.55	5,216,113.80	13,344,309.04	-	2,572,778.08	5,545,912.88	-	
MOOE (AP)				-					-					-	895,101.09	(485,482.13)		409,618.96						

Certified Correct:  
  
 EDWIN Y. PENEYRA  
 Budget Officer  
 Date: December 31, 2020

Certified Correct:  
  
 RAHMAN S. ROPETA  
 Accountant III  
 Date: December 31, 2020

Recommended By:  
  
 LEVITA A. LAGRADA  
 Chief, Finance and Admin.  
 Date: December 31, 2020


Approved By:  
  
 ATTY. TEODORO JOSE S. MATIA  
 Executive Director  
 Date: December 31, 2020






Particulars	UACS CODE	Appropriations			Allotments					Current Year Obligations					Current Year Disbursements					Balances																								
		Authorized Appropriations	Adjustments	Adjusted Appropriations	Allotments Received	Adjustments (Withdrawal Realignment)	Transfer To	Transfer From	Adjusted Total Allotment	1st Quarter ending March 31	2nd Quarter ending June 30	3rd Quarter ending Sept 30	4th Quarter ending Dec. 31	Total	1st Quarter ending March	2nd Quarter ending June	3rd Quarter ending Sept.	4th Quarter ending Dec. 31	Total	Unreleased Appropriations	Unobligated Allotment	Unpaid Obligations																						
			To/From Realignments																			(15-20)=(23+24)																						
1	2	3	4	5=(3+4)	6	7	8	9	10=6(+)(-)-7-8+9	11	12	13	14	15= (11+12+13+14)	16	17	18	19	20= (16+17+18+19)	21=(5-10)	22=(10-15)	23	24																					
Recapitulation by OO:																																												
Advocacy, Communication and Education		156,427.37		156,427.37	156,427.37				156,427.37					-					-		156,427.37																							
ECAN Monitoring and Evaluation System		62.00		62.00	62.00				62.00					-					-		62.00																							
ECAN Zoning		4.49		4.49	4.49				4.49					-					-		4.49																							
Knowledge and Research Management		20,217.34		20,217.34	20,217.34				20,217.34					-					-		20,217.34																							
Resource Mobilization and Partnership Dev't.		21,637.23		21,637.23	21,637.23				21,637.23					-					-		21,637.23																							
Operation of SEP Clearance System		30,628.26		30,628.26	30,628.26				30,628.26					-					-		30,628.26																							
Wildlife and Cave Management		132.09		132.09	132.09				132.09					-					-		132.09																							
OF WHICH:																																												
KRA No. 5 - Integrity of the Environment and Climate Change Mitigation and Adaptation		229,108.78		229,108.78	229,108.78				229,108.78					-					-		229,108.78																							


Certified Correct:

  
**EDWIN Y. PENEVRA**  
 Budget Officer  
 Date: December 31, 2020


Certified Correct:

  
**RAHMAN S. ROPETA**  
 Accountant III  
 Date: December 31, 2020

Recommended By:

  
**LEVITA A. LAGRADA**  
 Chief, Admin. and Finance  
 Date: December 31, 2020

Approved By:

  
**ATTY. TEODORO JOSE S. MATTA**  
 Executive Director  
 Date: December 31, 2020