

**SUMMARY OF APPROPRIATIONS, ALLOTMENTS, OBLIGATIONS, DISBURSEMENTS AND BALANCES BY OBJECT OF EXPENDITURES**

**As at the Quarter Ending December 31, 2021**

Department : Department of Environment and Natural Resources (DENR)  
 Agency : Palawan Council for Sustainable Development Staff  
 Operating Unit : < not applicable >  
 Organization Code (UACS) : 10 006 000000  
 Fund Cluster : 01 Regular Agency Fund

X	Current Year Appropriations
	Supplemental Appropriations
	Continuing Appropriations

(e.g. UACS Fund Cluster: 01-Regular Agency Fund, 02-Foreign Assisted Projects Fund, 03-Special Account-Locally Funded/Domestic Grants Fund, and 04-Special Account-Foreign Assisted/Foreign Grants Fund)

Particulars	UACS CODE	Appropriations			Allotments					Obligations					Disbursements					Balances			
		Authorized Appropriations	Adjustments (Transfer To/From, Modifications/Augmentations)	Adjusted Appropriations	Allotments Received	Adjustments (Reductions, Modifications/Augmentations)	Transfer To	Transfer From	Adjusted Allotments	1st Quarter Ending March 31	2nd Quarter Ending June 30	3rd Quarter Ending Sept. 30	4th Quarter Ending Dec. 31	TOTAL	1st Quarter Ending March 31	2nd Quarter Ending June 30	3rd Quarter Ending Sept. 30	4th Quarter Ending Dec. 31	TOTAL	Unreleased Appropriations	Unobligated Allotments	Unpaid Obligations (15-20)=(23+24)	
																						Due and Demandable	Not Yet Due and Demandable
1	2	3	4	5=(3+4)	6	7	8	9	10=((6+(-7))-8+9)	11	12	13	14	15=(11+12+13+14)	16	17	18	19	20=(16+17+18+19)	21=(5-10)	22=(10-15)	23	24
SUMMARY		96,053,000.00	7,433,155.00	103,486,155.00	96,053,000.00	7,433,155.00	0.00	0.00	103,486,155.00	17,812,651.60	28,255,187.54	20,618,682.83	36,497,160.03	103,183,682.00	17,812,651.60	28,255,187.54	20,618,682.83	36,376,678.97	103,063,200.94	0.00	302,473.00	0.00	120,481.06
A. AGENCY SPECIFIC BUDGET		91,977,000.00	0.00	91,977,000.00	91,977,000.00	0.00	0.00	0.00	91,977,000.00	17,038,556.77	26,737,962.57	17,783,832.41	30,114,176.61	91,674,528.36	17,038,556.77	26,737,962.57	17,783,832.41	29,993,695.55	91,554,047.30	0.00	302,471.64	0.00	120,481.06
Personnel Services		44,448,000.00	2,501,000.00	46,949,000.00	44,448,000.00	2,501,000.00	0.00	0.00	46,949,000.00	11,284,661.12	13,021,287.99	10,268,347.44	12,349,542.95	46,923,839.50	11,284,661.12	13,021,287.99	10,268,347.44	12,349,542.95	46,923,839.50	0.00	25,160.50	0.00	0.00
Salaries and Wages	5010100000	33,972,000.00	0.00	33,972,000.00	33,972,000.00	0.00	0.00	0.00	33,972,000.00	10,055,796.54	9,257,676.26	9,436,285.60	5,216,081.10	33,965,839.50	10,055,796.54	9,257,676.26	9,436,285.60	5,216,081.10	33,965,839.50	0.00	6,160.50	0.00	0.00
Salaries and Wages - Regular	5010101000	33,972,000.00	0.00	33,972,000.00	33,972,000.00	0.00	0.00	0.00	33,972,000.00	10,055,796.54	9,257,676.26	9,436,285.60	5,216,081.10	33,965,839.50	10,055,796.54	9,257,676.26	9,436,285.60	5,216,081.10	33,965,839.50	0.00	6,160.50	0.00	0.00
Basic Salary - Civilian	5010101001	33,972,000.00	0.00	33,972,000.00	33,972,000.00	0.00	0.00	0.00	33,972,000.00	10,055,796.54	9,257,676.26	9,436,285.60	5,216,081.10	33,965,839.50	10,055,796.54	9,257,676.26	9,436,285.60	5,216,081.10	33,965,839.50	0.00	6,160.50	0.00	0.00
Other Compensation	5010200000	9,470,000.00	1,800,000.00	11,270,000.00	9,470,000.00	1,800,000.00	0.00	0.00	11,270,000.00	1,108,000.00	3,537,000.00	710,000.00	5,915,000.00	11,270,000.00	1,108,000.00	3,537,000.00	710,000.00	5,915,000.00	11,270,000.00	0.00	0.00	0.00	0.00
Personal Economic Relief Allowance (PERA)	5010201000	1,608,000.00	0.00	1,608,000.00	1,608,000.00	0.00	0.00	0.00	1,608,000.00	424,000.00	424,000.00	428,000.00	332,000.00	424,000.00	424,000.00	428,000.00	332,000.00	428,000.00	1,608,000.00	0.00	0.00	0.00	0.00
PERA - Civilian	5010201001	1,608,000.00	0.00	1,608,000.00	1,608,000.00	0.00	0.00	0.00	1,608,000.00	424,000.00	424,000.00	428,000.00	332,000.00	424,000.00	424,000.00	428,000.00	332,000.00	428,000.00	1,608,000.00	0.00	0.00	0.00	0.00
Representation Allowance (RA)	5010202000	564,000.00	0.00	564,000.00	564,000.00	0.00	0.00	0.00	564,000.00	141,000.00	141,000.00	141,000.00	141,000.00	564,000.00	141,000.00	141,000.00	141,000.00	141,000.00	564,000.00	0.00	0.00	0.00	0.00
Transportation Allowance (TA)	5010203000	564,000.00	0.00	564,000.00	564,000.00	0.00	0.00	0.00	564,000.00	141,000.00	141,000.00	141,000.00	141,000.00	564,000.00	141,000.00	141,000.00	141,000.00	141,000.00	564,000.00	0.00	0.00	0.00	0.00
Transportation Allowance (TA)	5010203001	564,000.00	0.00	564,000.00	564,000.00	0.00	0.00	0.00	564,000.00	141,000.00	141,000.00	141,000.00	141,000.00	564,000.00	141,000.00	141,000.00	141,000.00	141,000.00	564,000.00	0.00	0.00	0.00	0.00
Clothing/Uniform Allowance	5010204000	402,000.00	0.00	402,000.00	402,000.00	0.00	0.00	0.00	402,000.00	402,000.00	0.00	0.00	0.00	402,000.00	402,000.00	0.00	0.00	0.00	402,000.00	0.00	0.00	0.00	0.00
Clothing/Uniform Allowance - Civilian	5010204001	402,000.00	0.00	402,000.00	402,000.00	0.00	0.00	0.00	402,000.00	402,000.00	0.00	0.00	0.00	402,000.00	402,000.00	0.00	0.00	0.00	402,000.00	0.00	0.00	0.00	0.00
Year End Bonus	5010214000	2,831,000.00	0.00	2,831,000.00	2,831,000.00	0.00	0.00	0.00	2,831,000.00	0.00	0.00	0.00	2,831,000.00	2,831,000.00	0.00	0.00	0.00	2,831,000.00	2,831,000.00	0.00	0.00	0.00	0.00
Bonus - Civilian	5010214001	2,831,000.00	0.00	2,831,000.00	2,831,000.00	0.00	0.00	0.00	2,831,000.00	0.00	0.00	0.00	2,831,000.00	2,831,000.00	0.00	0.00	0.00	2,831,000.00	2,831,000.00	0.00	0.00	0.00	0.00
Cash Gift	5010215000	335,000.00	0.00	335,000.00	335,000.00	0.00	0.00	0.00	335,000.00	0.00	0.00	0.00	335,000.00	335,000.00	0.00	0.00	0.00	335,000.00	335,000.00	0.00	0.00	0.00	0.00
Cash Gift - Civilian	5010215001	335,000.00	0.00	335,000.00	335,000.00	0.00	0.00	0.00	335,000.00	0.00	0.00	0.00	335,000.00	335,000.00	0.00	0.00	0.00	335,000.00	335,000.00	0.00	0.00	0.00	0.00
Mid-Year Bonus - Civilian	5010216000	2,831,000.00	0.00	2,831,000.00	2,831,000.00	0.00	0.00	0.00	2,831,000.00	0.00	2,831,000.00	0.00	0.00	2,831,000.00	0.00	2,831,000.00	0.00	0.00	2,831,000.00	0.00	0.00	0.00	0.00
Mid-Year Bonus - Civilian	5010216001	2,831,000.00	0.00	2,831,000.00	2,831,000.00	0.00	0.00	0.00	2,831,000.00	0.00	2,831,000.00	0.00	0.00	2,831,000.00	0.00	2,831,000.00	0.00	0.00	2,831,000.00	0.00	0.00	0.00	0.00
Other Bonuses and Allowances	5010299000	335,000.00	1,800,000.00	2,135,000.00	335,000.00	1,800,000.00	0.00	0.00	2,135,000.00	0.00	0.00	0.00	2,135,000.00	0.00	0.00	0.00	2,135,000.00	2,135,000.00	0.00	0.00	0.00	0.00	0.00
Collective Negotiation Agreement Incentive - Civilian	5010299011	0.00	1,800,000.00	1,800,000.00	0.00	1,800,000.00	0.00	0.00	1,800,000.00	0.00	0.00	0.00	1,800,000.00	1,800,000.00	0.00	0.00	0.00	1,800,000.00	1,800,000.00	0.00	0.00	0.00	0.00
Productivity Enhancement Incentive - Civilian	5010299012	335,000.00	0.00	335,000.00	335,000.00	0.00	0.00	0.00	335,000.00	0.00	0.00	0.00	335,000.00	335,000.00	0.00	0.00	0.00	335,000.00	335,000.00	0.00	0.00	0.00	0.00
Personnel Benefit Contributions	5010300000	502,000.00	0.00	502,000.00	502,000.00	0.00	0.00	0.00	502,000.00	115,864.58	211,611.73	92,061.84	82,461.85	502,000.00	115,864.58	211,611.73	92,061.84	82,461.85	502,000.00	0.00	0.00	0.00	0.00
Pag-IBIG Contributions	5010302000	81,000.00	0.00	81,000.00	81,000.00	0.00	0.00	0.00	81,000.00	21,200.00	21,400.00	21,600.00	16,800.00	81,000.00	21,200.00	21,400.00	21,600.00	16,800.00	81,000.00	0.00	0.00	0.00	0.00
Pag-IBIG - Civilian	5010302001	81,000.00	0.00	81,000.00	81,000.00	0.00	0.00	0.00	81,000.00	21,200.00	21,400.00	21,600.00	16,800.00	81,000.00	21,200.00	21,400.00	21,600.00	16,800.00	81,000.00	0.00	0.00	0.00	0.00
PhilHealth Contributions	5010303000	340,000.00	0.00	340,000.00	340,000.00	0.00	0.00	0.00	340,000.00	80,564.58	161,711.73	48,861.84	48,861.85	340,000.00	80,564.58	161,711.73	48,861.84	48,861.85	340,000.00	0.00	0.00	0.00	0.00
PhilHealth - Civilian	5010303001	340,000.00	0.00	340,000.00	340,000.00	0.00	0.00	0.00	340,000.00	80,564.58	161,711.73	48,861.84	48,861.85	340,000.00	80,564.58	161,711.73	48,861.84	48,861.85	340,000.00	0.00	0.00	0.00	0.00
Employees Compensation Insurance Premiums (ECIP)	5010304000	81,000.00	0.00	81,000.00	81,000.00	0.00	0.00	0.00	81,000.00	14,100.00	28,500.00	21,600.00	16,800.00	81,000.00	14,100.00	28,500.00	21,600.00	16,800.00	81,000.00	0.00	0.00	0.00	0.00
ECIP - Civilian	5010304001	81,000.00	0.00	81,000.00	81,000.00	0.00	0.00	0.00	81,000.00	14,100.00	28,500.00	21,600.00	16,800.00	81,000.00	14,100.00	28,500.00	21,600.00	16,800.00	81,000.00	0.00	0.00	0.00	0.00
Other Personnel Benefits	5010400000	504,000.00	701,000.00	1,205,000.00	504,000.00	701,000.00	0.00	0.00	1,205,000.00	5,000.00	15,000.00	30,000.00	1,136,000.00	1,186,000.00	5,000.00	15,000.00	30,000.00	1,136,000.00	1,186,000.00	0.00	19,000.00	0.00	0.00
Terminal Leave Benefits	5010403000	420,000.00	0.00	420,000.00	420,000.00	0.00	0.00	0.00	420,000.00	0.00	0.00	0.00	420,000.00	420,000.00	0.00	0.00	0.00	420,000.00	420,000.00	0.00	0.00	0.00	0.00
Terminal Leave Benefits - Civilian	5010403001	420,000.00	0.00	420,000.00	420,000.00	0.00	0.00	0.00	420,000.00	0.00	0.00	0.00	420,000.00	420,000.00	0.00	0.00	0.00	420,000.00	420,000.00	0.00	0.00	0.00	0.00
Other Personnel Benefits	5010499000	84,000.00	701,000.00	785,000.																			

Department : Department of Environment and Natural Resources (DENR)

Agency : Palawan Council for Sustainable Development Staff

Operating Unit : < not applicable >

Organization Code (UACS) : 10 006 000000

Fund Cluster : 01 Regular Agency Fund

(e.g. UACS Fund Cluster: 01-Regular Agency Fund, 02-Foreign Assisted Projects Fund, 03-Special Account-Locally Funded/Domestic Grants Fund, and 04-Special Account-Foreign Assisted/Foreign Grants Fund)


X	Current Year Appropriations
	Supplemental Appropriations
	Continuing Appropriations


Particulars	UACS CODE	Appropriations			Allotments					Obligations					Disbursements					Balances			
		Authorized Appropriations	Adjustments (Transfer To/From, Modifications/Augmentations)	Adjusted Appropriations	Allotments Received	Adjustments (Reductions, Modifications/Augmentations)	Transfer To	Transfer From	Adjusted Allotments	1st Quarter Ending March 31	2nd Quarter Ending June 30	3rd Quarter Ending Sept. 30	4th Quarter Ending Dec. 31	TOTAL	1st Quarter Ending March 31	2nd Quarter Ending June 30	3rd Quarter Ending Sept. 30	4th Quarter Ending Dec. 31	TOTAL	Unreleased Appropriations	Unobligated Allotments	Unpaid Obligations (15-20)=(23+24)	
		3	4	5=(3+4)	6	7	8	9	10=[(6+)-(7)-8+9]	11	12	13	14	15=(11+12+13+14)	16	17	18	19	20=(16+17+18+19)	21=(5-10)	22=(10-15)	23	24
Office Supplies Expenses	5020301002	3,219,000.00	(212,692.19)	3,006,307.81	3,219,000.00	(212,692.19)	0.00	0.00	3,006,307.81	13,061.00	162,904.85	2,562,904.50	267,437.46	3,006,307.81	13,061.00	162,904.85	2,562,904.50	267,437.46	3,006,307.81	0.00	0.00	0.00	0.00
Accountable Forms Expenses	5020302000	25,000.00	0.00	25,000.00	25,000.00	0.00	0.00	0.00	25,000.00	25,000.00	0.00	0.00	25,000.00	25,000.00	0.00	0.00	0.00	25,000.00	0.00	0.00	0.00	0.00	
Fuel, Oil and Lubricants Expenses	5020309000	1,981,000.00	0.00	1,981,000.00	1,981,000.00	0.00	0.00	0.00	1,981,000.00	149,911.10	200,655.80	550,054.68	1,080,378.42	1,981,000.00	149,911.10	200,655.80	550,054.68	975,917.36	1,876,538.94	0.00	0.00	0.00	104,461.06
Semi-Expendable Machinery and Equipment Expenses	5020321000	2,877,000.00	0.00	2,877,000.00	2,877,000.00	0.00	0.00	0.00	2,877,000.00	0.00	2,788,320.00	0.00	88,680.00	2,877,000.00	0.00	2,788,320.00	0.00	88,680.00	2,877,000.00	0.00	0.00	0.00	0.00
Information and Communications Technology Equipment	5020321003	2,877,000.00	0.00	2,877,000.00	2,877,000.00	0.00	0.00	0.00	2,877,000.00	0.00	2,788,320.00	0.00	88,680.00	2,877,000.00	0.00	2,788,320.00	0.00	88,680.00	2,877,000.00	0.00	0.00	0.00	0.00
Other Supplies and Materials Expenses	5020399000	58,000.00	0.00	58,000.00	58,000.00	0.00	0.00	0.00	58,000.00	40,607.50	0.00	0.00	17,392.50	58,000.00	40,607.50	0.00	0.00	17,392.50	58,000.00	0.00	0.00	0.00	0.00
Utility Expenses	5020400000	1,285,000.00	(109,834.00)	1,175,166.00	1,285,000.00	(109,834.00)	0.00	0.00	1,175,166.00	232,287.89	182,915.79	222,276.36	537,685.96	1,175,166.00	232,287.89	182,915.79	222,276.36	537,685.96	1,175,166.00	0.00	0.00	0.00	0.00
Water Expenses	5020401000	166,000.00	(13,000.00)	153,000.00	166,000.00	(13,000.00)	0.00	0.00	153,000.00	65,128.04	21,205.45	43,976.25	22,690.26	153,000.00	65,128.04	21,205.45	43,976.25	22,690.26	153,000.00	0.00	0.00	0.00	0.00
Electricity Expenses	5020402000	1,119,000.00	(96,834.00)	1,022,166.00	1,119,000.00	(96,834.00)	0.00	0.00	1,022,166.00	167,159.85	161,710.34	178,300.11	514,995.70	1,022,166.00	167,159.85	161,710.34	178,300.11	514,995.70	1,022,166.00	0.00	0.00	0.00	0.00
Communication Expenses	5020500000	1,981,000.00	(23,040.00)	1,957,960.00	1,981,000.00	(23,040.00)	0.00	0.00	1,957,960.00	172,958.62	199,423.10	240,825.81	1,344,752.47	1,957,960.00	172,958.62	199,423.10	240,825.81	1,344,752.47	1,957,960.00	0.00	0.00	0.00	0.00
Postage and Courier Services	5020501000	74,000.00	0.00	74,000.00	74,000.00	0.00	0.00	0.00	74,000.00	11,475.75	18,123.45	0.00	44,400.80	74,000.00	11,475.75	18,123.45	0.00	44,400.80	74,000.00	0.00	0.00	0.00	0.00
Telephone Expenses	5020502000	801,000.00	(23,040.00)	777,960.00	801,000.00	(23,040.00)	0.00	0.00	777,960.00	83,620.16	82,237.02	142,670.72	469,432.10	777,960.00	83,620.16	82,237.02	142,670.72	469,432.10	777,960.00	0.00	0.00	0.00	0.00
Mobile	5020502001	653,000.00	(23,040.00)	629,960.00	653,000.00	(23,040.00)	0.00	0.00	629,960.00	44,412.11	58,372.88	111,533.90	415,641.11	629,960.00	44,412.11	58,372.88	111,533.90	415,641.11	629,960.00	0.00	0.00	0.00	0.00
Landline	5020502002	148,000.00	0.00	148,000.00	148,000.00	0.00	0.00	0.00	148,000.00	39,208.05	23,864.14	31,136.82	53,790.99	148,000.00	39,208.05	23,864.14	31,136.82	53,790.99	148,000.00	0.00	0.00	0.00	0.00
Internet Subscription Expenses	5020503000	917,000.00	0.00	917,000.00	917,000.00	0.00	0.00	0.00	917,000.00	77,862.71	69,062.63	80,155.09	689,919.57	917,000.00	77,862.71	69,062.63	80,155.09	689,919.57	917,000.00	0.00	0.00	0.00	0.00
Cable, Satellite, Telegraph and Radio Expenses	5020504000	189,000.00	0.00	189,000.00	189,000.00	0.00	0.00	0.00	189,000.00	0.00	30,000.00	18,000.00	141,000.00	189,000.00	0.00	30,000.00	18,000.00	141,000.00	189,000.00	0.00	0.00	0.00	0.00
Confidential, Intelligence and Extraordinary Expenses	5021000000	136,000.00	0.00	136,000.00	136,000.00	0.00	0.00	0.00	136,000.00	33,000.00	33,000.00	33,000.00	37,000.00	136,000.00	33,000.00	33,000.00	33,000.00	37,000.00	136,000.00	0.00	0.00	0.00	0.00
Extraordinary and Miscellaneous Expenses	5021003000	136,000.00	0.00	136,000.00	136,000.00	0.00	0.00	0.00	136,000.00	33,000.00	33,000.00	33,000.00	37,000.00	136,000.00	33,000.00	33,000.00	33,000.00	37,000.00	136,000.00	0.00	0.00	0.00	0.00
Professional Services	5021100000	14,671,000.00	(200,000.00)	14,471,000.00	14,671,000.00	(200,000.00)	0.00	0.00	14,471,000.00	3,573,165.03	3,880,081.19	1,019,207.81	5,900,110.83	14,372,564.86	3,573,165.03	3,880,081.19	1,019,207.81	5,900,110.83	14,372,564.86	0.00	98,435.14	0.00	0.00
Consultancy Services	5021103000	5,526,000.00	0.00	5,526,000.00	5,526,000.00	0.00	0.00	0.00	5,526,000.00	932,610.35	1,025,856.03	1,019,207.81	2,548,325.81	5,526,000.00	932,610.35	1,025,856.03	1,019,207.81	2,548,325.81	5,526,000.00	0.00	0.00	0.00	0.00
ICT Consultancy Services	5021103001	5,526,000.00	0.00	5,526,000.00	5,526,000.00	0.00	0.00	0.00	5,526,000.00	932,610.35	1,025,856.03	1,019,207.81	2,548,325.81	5,526,000.00	932,610.35	1,025,856.03	1,019,207.81	2,548,325.81	5,526,000.00	0.00	0.00	0.00	0.00
Other Professional Services	5021199000	9,145,000.00	(200,000.00)	8,945,000.00	9,145,000.00	(200,000.00)	0.00	0.00	8,945,000.00	2,642,554.68	2,854,225.16	0.00	3,351,785.02	8,846,564.86	2,642,554.68	2,854,225.16	0.00	3,351,785.02	8,846,564.86	0.00	98,435.14	0.00	0.00
General Services	5021200000	1,315,000.00	0.00	1,315,000.00	1,315,000.00	0.00	0.00	0.00	1,315,000.00	309,235.21	280,132.63	322,348.27	403,283.89	1,315,000.00	309,235.21	280,132.63	322,348.27	403,283.89	1,315,000.00	0.00	0.00	0.00	0.00
Janitorial Services	5021202000	467,000.00	0.00	467,000.00	467,000.00	0.00	0.00	0.00	467,000.00	121,080.11	92,408.00	118,710.00	134,801.89	467,000.00	121,080.11	92,408.00	118,710.00	134,801.89	467,000.00	0.00	0.00	0.00	0.00
Security Services	5021203000	743,000.00	0.00	743,000.00	743,000.00	0.00	0.00	0.00	743,000.00	188,155.10	187,724.63	203,638.27	268,482.00	743,000.00	188,155.10	187,724.63	203,638.27	268,482.00	743,000.00	0.00	0.00	0.00	0.00
Other General Services	5021299000	105,000.00	0.00	105,000.00	105,000.00	0.00	0.00	0.00	105,000.00	0.00	0.00	0.00	105,000.00	105,000.00	0.00	0.00	0.00	105,000.00	105,000.00	0.00	0.00	0.00	0.00
Other General Services - ICT Services	5021299001	105,000.00	0.00	105,000.00	105,000.00	0.00	0.00	0.00	105,000.00	0.00	0.00	0.00	105,000.00	105,000.00	0.00	0.00	0.00	105,000.00	105,000.00	0.00	0.00	0.00	0.00
Repairs and Maintenance	5021300000	2,602,000.00	(582,094.28)	2,019,905.72	2,602,000.00	(582,094.28)	0.00	0.00	2,019,905.72	127,031.07	204,507.68	221,763.94	1,466,603.03	2,019,905.72	127,031.07	204,507.68	221,763.94	1,466,603.03	2,019,905.72	0.00	0.00	0.00	16,020.00
Repairs and Maintenance - Buildings and Other Structures	5021304000	294,000.00	0.00	294,000.00	294,000.00	0.00	0.00	0.00	294,000.00	4,500.00	0.00	110,415.56	179,084.44	294,000.00	4,500.00	0.00	110,415.56	179,084.44	294,000.00	0.00	0.00	0.00	0.00
Buildings	5021304001	294,000.00	0.00	294,000.00	294,000.00	0.00	0.00	0.00	294,000.00	4,500.00	0.00	110,415.56	179,084.44	294,000.00	4,500.00	0.00	110,415.56	179,084.44	294,000.00	0.00	0.00	0.00	0.00
Repairs and Maintenance - Machinery and Equipment	5021305000	184,000.00	0.00	184,000.00	184,000.00	0.00	0.00	0.00	184,000.00	0.00	12,176.00	0.00	171,824.00	184,000.00	0.00	12,176.00	0.00	171,824.00	184,000.00	0.00	0.00	0.00	0.00
Office Equipment	5021305002	78,000.00	0.00	78,000.00	78,000.00	0.00	0.00	0.00	78,000.00	0.00	12,176.00	0.00	65,824.00	78,000.00	0.00	12,176.00	0.00	65,824.00	78,000.00	0.00	0.00	0.00	0.00
Information and Communication Technology Equipment	5021305003	106,000.00	0.00	106,000.00	106,000.00	0.00	0.00	0.00	106,000.00	0.00	0.00	0.00	106,000.00	106,000.00	0.00	0.00	0.00	106,000.00	106,000.00	0.00	0.00	0.00	0.00
Repairs and Maintenance - Transportation Equipment	5021306000	2,073,000.00	(582,094.28)	1,490,905.72	2,073,000.00	(582,094.28)	0.00	0.00	1,490,905.72	122,531.07	192,331.68	111,348.38	1,064,694.59	1,490,905.72	122,531.07	192,331.68	111,3						


Department : Department of Environment and Natural Resources (DENR)  
 Agency : Palawan Council for Sustainable Development Staff  
 Operating Unit : < not applicable >  
 Organization Code (UACS) : 10 006 0000000  
 Fund Cluster : 01 Regular Agency Fund  
 (e.g. UACS Fund Cluster: 01-Regular Agency Fund, 02-Foreign Assisted Projects Fund, 03-Special Account-Locally Funded/Domestic Grants Fund, and 04-Special Account-Foreign Assisted/Foreign Grants Fund)

X	Current Year Appropriations
	Supplemental Appropriations
	Continuing Appropriations

Particulars	UACS CODE	Appropriations			Allotments					Obligations					Disbursements					Balances			
		Authorized Appropriations	Adjustments (Transfer To/From, Modifications/Augmentations)	Adjusted Appropriations	Allotments Received	Adjustments (Reductions, Modifications/Augmentations)	Transfer To	Transfer From	Adjusted Allotments	1st Quarter Ending March 31	2nd Quarter Ending June 30	3rd Quarter Ending Sept. 30	4th Quarter Ending Dec. 31	TOTAL	1st Quarter Ending March 31	2nd Quarter Ending June 30	3rd Quarter Ending Sept. 30	4th Quarter Ending Dec. 31	TOTAL	Unreleased Appropriations	Unobligated Allotments	Unpaid Obligations (15-20)=(23+24)	
																						Due and Demandable	Not Yet Due and Demandable
1	2	3	4	5=(3+4)	6	7	8	9	10=[(6+(-7)-8)+9]	11	12	13	14	15=(11+12+13+14)	16	17	18	19	20=(16+17+18+19)	21=(5-10)	22=(10-15)	23	24
Cloud Computing Service	5029907003	30,000.00	0.00	30,000.00	30,000.00	0.00	0.00	0.00	30,000.00	14,198.37	2,611.51	3,047.49	10,142.63	30,000.00	14,198.37	2,611.51	3,047.49	10,142.63	30,000.00	0.00	0.00	0.00	0.00
Library and Other Reading Materials Subscription Expenses	5029907004	45,000.00	0.00	45,000.00	45,000.00	0.00	0.00	0.00	45,000.00	6,090.00	6,230.00	6,449.00	26,231.00	45,000.00	6,090.00	6,230.00	6,449.00	26,231.00	45,000.00	0.00	0.00	0.00	0.00
Other Maintenance and Operating Expenses	5029999000	1,419,000.00	(203,493.91)	1,215,506.09	1,419,000.00	(203,493.91)	0.00	0.00	1,215,506.09	257,221.22	720,035.86	238,249.01	0.00	1,215,506.09	257,221.22	720,035.86	238,249.01	0.00	1,215,506.09	0.00	0.00	0.00	0.00
Other Maintenance and Operating Expenses	5029999099	1,419,000.00	(203,493.91)	1,215,506.09	1,419,000.00	(203,493.91)	0.00	0.00	1,215,506.09	257,221.22	720,035.86	238,249.01	0.00	1,215,506.09	257,221.22	720,035.86	238,249.01	0.00	1,215,506.09	0.00	0.00	0.00	0.00
Capital Outlays		5,238,000.00	0.00	5,238,000.00	5,238,000.00	0.00	0.00	0.00	5,238,000.00	0.00	4,207,224.00	806,221.00	45,679.00	5,059,124.00	0.00	4,207,224.00	806,221.00	45,679.00	5,059,124.00	0.00	178,876.00	0.00	0.00
Property, Plant and Equipment Outlay	5060400000	5,238,000.00	0.00	5,238,000.00	5,238,000.00	0.00	0.00	0.00	5,238,000.00	0.00	4,207,224.00	806,221.00	45,679.00	5,059,124.00	0.00	4,207,224.00	806,221.00	45,679.00	5,059,124.00	0.00	178,876.00	0.00	0.00
Machinery and Equipment Outlay	5060405000	5,238,000.00	0.00	5,238,000.00	5,238,000.00	0.00	0.00	0.00	5,238,000.00	0.00	4,207,224.00	806,221.00	45,679.00	5,059,124.00	0.00	4,207,224.00	806,221.00	45,679.00	5,059,124.00	0.00	178,876.00	0.00	0.00
Information and Communication Technology Equipment	5060405003	3,167,000.00	0.00	3,167,000.00	3,167,000.00	0.00	0.00	0.00	3,167,000.00	0.00	2,850,679.00	316,321.00	0.00	3,167,000.00	0.00	2,850,679.00	316,321.00	0.00	3,167,000.00	0.00	0.00	0.00	0.00
Communication Equipment	5060405007	316,000.00	0.00	316,000.00	316,000.00	0.00	0.00	0.00	316,000.00	0.00	0.00	316,000.00	0.00	316,000.00	0.00	0.00	316,000.00	0.00	316,000.00	0.00	0.00	0.00	0.00
Printing Equipment	5060405012	365,000.00	0.00	365,000.00	365,000.00	0.00	0.00	0.00	365,000.00	0.00	0.00	316,000.00	45,679.00	219,579.00	0.00	0.00	316,000.00	45,679.00	219,579.00	0.00	145,421.00	0.00	0.00
ICT Software	5060405015	1,390,000.00	0.00	1,390,000.00	1,390,000.00	0.00	0.00	0.00	1,390,000.00	0.00	1,356,545.00	0.00	0.00	1,356,545.00	0.00	1,356,545.00	0.00	0.00	1,356,545.00	0.00	33,455.00	0.00	0.00
B. AUTOMATIC APPROPRIATIONS		4,076,000.00	0.00	4,076,000.00	4,076,000.00	0.00	0.00	0.00	4,076,000.00	774,094.83	1,517,224.97	1,152,703.78	631,976.42	4,076,000.00	774,094.83	1,517,224.97	1,152,703.78	631,976.42	4,076,000.00	0.00	0.00	0.00	0.00
Retirement and Life Insurance Premiums		4,076,000.00	0.00	4,076,000.00	4,076,000.00	0.00	0.00	0.00	4,076,000.00	774,094.83	1,517,224.97	1,152,703.78	631,976.42	4,076,000.00	774,094.83	1,517,224.97	1,152,703.78	631,976.42	4,076,000.00	0.00	0.00	0.00	0.00
C. SPECIAL PURPOSE FUNDS		0.00	7,433,155.00	7,433,155.00	0.00	7,433,155.00	0.00	0.00	7,433,155.00	0.00	0.00	1,682,146.64	5,751,007.00	7,433,153.64	0.00	0.00	1,682,146.64	5,751,007.00	7,433,153.64	0.00	1.36	0.00	0.00
Miscellaneous Personnel Benefits Fund		0.00	7,433,155.00	7,433,155.00	0.00	7,433,155.00	0.00	0.00	7,433,155.00	0.00	0.00	1,682,146.64	5,751,007.00	7,433,153.64	0.00	0.00	1,682,146.64	5,751,007.00	7,433,153.64	0.00	1.36	0.00	0.00
Salaries and Wages	5010100000	0.00	5,751,007.00	5,751,007.00	0.00	5,751,007.00	0.00	0.00	5,751,007.00	0.00	0.00	0.00	5,751,007.00	5,751,007.00	0.00	0.00	0.00	5,751,007.00	5,751,007.00	0.00	0.00	0.00	0.00
Salaries and Wages - Regular		0.00	5,751,007.00	5,751,007.00	0.00	5,751,007.00	0.00	0.00	5,751,007.00	0.00	0.00	0.00	5,751,007.00	5,751,007.00	0.00	0.00	0.00	5,751,007.00	5,751,007.00	0.00	0.00	0.00	0.00
Basic Salary - Civilian	5010101001	0.00	5,751,007.00	5,751,007.00	0.00	5,751,007.00	0.00	0.00	5,751,007.00	0.00	0.00	0.00	5,751,007.00	5,751,007.00	0.00	0.00	0.00	5,751,007.00	5,751,007.00	0.00	0.00	0.00	0.00
Other Compensation	5010200000	0.00	1,682,148.00	1,682,148.00	0.00	1,682,148.00	0.00	0.00	1,682,148.00	0.00	0.00	1,682,146.64	0.00	1,682,146.64	0.00	0.00	1,682,146.64	0.00	1,682,146.64	0.00	1.36	0.00	0.00
Other Bonuses and Allowances		0.00	1,682,148.00	1,682,148.00	0.00	1,682,148.00	0.00	0.00	1,682,148.00	0.00	0.00	1,682,146.64	0.00	1,682,146.64	0.00	0.00	1,682,146.64	0.00	1,682,146.64	0.00	1.36	0.00	0.00
Performance Based Bonus - Civilian	5010299014	0.00	1,682,148.00	1,682,148.00	0.00	1,682,148.00	0.00	0.00	1,682,148.00	0.00	0.00	1,682,146.64	0.00	1,682,146.64	0.00	0.00	1,682,146.64	0.00	1,682,146.64	0.00	1.36	0.00	0.00
GRAND TOTAL		96,053,000.00	7,433,155.00	103,486,155.00	96,053,000.00	7,433,155.00	0.00	0.00	103,486,155.00	17,812,651.60	28,255,187.54	20,618,682.83	36,497,160.03	103,183,682.00	17,812,651.60	28,255,187.54	20,618,682.83	36,376,678.97	103,063,200.94	0.00	302,473.00	0.00	120,481.06

**Certified Correct:**  
  
**RAHMAN S. ROPETA**  
 Supervising Administrative Officer

**Recommending Approval:**  
  
**LEVITA A. LAGRADA**  
 Chief Administrative Officer

**Approved By:**  
  
**ATTY. LEONOR JOSE S. MATTA**  
 Executive Director