




Programs/Activities/ Projects (P/A/Ps) 1	PERFORMANCE INDICATORS 2	OFFICE 3	PHYSICAL PERFORMANCE							FINANCIAL PERFORMANCE							REMARKS / FACTORS THAT FACILITATED OR HINDERED THE ATTAINMENT OF THE TARGETS 18	
			Target			Accomp		% Accompl.		Allotment 11	Obligation		Disbursement		% Budget Utilization Rate (BUR)			
			Annual 4	This Month 5	To Date 6	This Month 7	To Date 8	To Date 9 = 8/6	Annual 10 = 8/4		This Month 12	To Date 13	This Month 14	To Date 15	(Oblig/Allot)* 100 16 = (13/11)*100	(Disb/Oblig)* 100 17 = (15/13)* 100		
	<b>Monitoring</b>																	
	1. Number of establishments and facilities monitored and/or inspected with reports issued	PCSD	100	8	83	17	300	361%	300%									Accomplishment covers the monitoring of projects and establishments with and without SEP Clearances. The large variance between the target and accomplishment can be attributed to the strong collaborative efforts with other government monitoring bodies. The continuous extensive monitoring of District Management Divisions strategically distributed across the province is another facilitating factor.
	2. Percentage of submitted reports that resulted in the penalties imposed issuance of notice of violations and penalties imposed	PCSD	10%															
	3. Percentage of establishments and facilities that have been inspected more than twice in 2 years	PCSD	90%															
<b>MFO 2-2: Implementation of Rules and Regulations</b>										8247	404	6370	404	6370	77%	100%		
	<b>Enforcement</b>																	
	1. Number of potential violations and complaints acted upon and reports issued	PCSD	10	1	9	12	61	678%	610%									Accomplishment refers to the number of administrative and criminal cases filed. The large number of filed cases may be due to the strong partnership with Bantay Palawan inter-agency task force, as well as with other law enforcement authorities.
	2. Number of persons and entities with 2 or more recorded violations in the last 3 years as a % of the total number of violations	PCSD	2															
	3. Percentage of detected violations that are resolved or referred for prosecution within 7 days	PCSD	80%															
										<b>83889</b>	<b>7850</b>	<b>69063</b>	<b>7850</b>	<b>69061</b>	<b>82%</b>	<b>100%</b>		

Prepared by:

  
**RYAN T. FUENTES**  
 Planning Officer

In coordination with:

  
**TERESITA A. BATUL**  
 Director for Finance and Admin


Approved:

  
**NELSON P. DEVANADERA**  
 Executive Director



Programs/Activities/ Projects (P/A/Ps)	PERFORMANCE INDICATORS	OFFICE	PHYSICAL PERFORMANCE							FINANCIAL PERFORMANCE							REMARKS / FACTORS THAT FACILITATED OR HINDERED THE ATTAINMENT OF THE TARGETS	
			Target			Accomp		% Accompl.		Allotment	Obligation		Disbursement		% Budget Utilization Rate (BUR)			
			Annual	This Month	To Date	This Month	To Date	To Date	Annual		This Month	To Date	This Month	To Date	(Oblig/Allot)* 100	(Disb/Oblig)* 100		
1	2	3	4	5	6	7	8	9 = 8/6	10 = 8/4	11	12	13	14	15	16 = (13/11)*100	17 = (15/13)* 100	18	
	<b>Monitoring</b>																	
	1. Number of establishments and facilities monitored and/or inspected with reports issued	PCSD	100	8	91	12	312	343%	312%									Accomplishment refers to the number of monitoring of projects and establishments with and without SEP Clearances. The large variance between the target and accomplishment can be attributed to the continuous extensive monitoring of District Management Divisions throughout the province.
	2. Percentage of submitted reports that resulted in the penalties imposed issuance of notice of violations and penalties imposed	PCSD	10%															
	3. Percentage of establishments and facilities that have been inspected more than twice in 2 years	PCSD	90%															
<b>MFO 2-2: Implementation of Rules and Regulations</b>										8247	1207	7577	1207	7577	92%	100%		
	<b>Enforcement</b>																	
	1. Number of potential violations and complaints acted upon and reports issued	PCSD	10	1	10	4	65	650%	650%									Accomplishment refers to the number of administrative and criminal cases filed. The large number of filed cases can be attributed to the strong working relationship with Bantay Palawan inter-agency task force, as well as with other law enforcement authorities.
	2. Number of persons and entities with 2 or more recorded violations in the last 3 years as a % of the total number of violations	PCSD	2															
	3. Percentage of detected violations that are resolved or referred for prosecution within 7 days	PCSD	80%															
										<b>84995</b>	<b>9851</b>	<b>78914</b>	<b>9852</b>	<b>78913</b>	<b>93%</b>	<b>100%</b>		

Prepared by:

  
**RYAN T. FUENTES**  
Planning Officer

In coordination with:

  
**TERESITA A. BATUL**  
Director for Finance and Admin

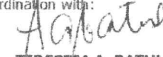
Approved:

  
**NELSON P. DEVANADERA**  
Executive Director



Programs/Activities/ Projects (P/A/Ps)	PERFORMANCE INDICATORS	OFFICE	PHYSICAL PERFORMANCE							FINANCIAL PERFORMANCE							REMARKS / FACTORS THAT FACILITATED OR HINDERED THE ATTAINMENT OF THE TARGETS	
			Target			Accomp		% Accomp.		Allotment	Obligation		Disbursement		% Budget Utilization Rate (BUR)			
			Annual	This Month	To Date	This Month	To Date	To Date	Annual		This Month	To Date	This Month	To Date	(Oblig/Allot)* 100	(Disb/Oblig)* 100		
1	2	3	4	5	6	7	8	9 = 8/6	10 = 8/4	11	12	13	14	15	16 = (13/11)*100	17 = (15/13)* 100	18	
	<b>Monitoring</b> 1. Number of establishments and facilities monitored and/or inspected with reports issued	PCSD	100	9	100	18	330	330%	330%									Accomplishment refers to the number of monitoring of projects and establishments with and without SEP Clearances. The large variance between target and accomplishment can be attributed to the continuous extensive monitoring of District Management Divisions strategically distributed across Palawan. Strong collaborative efforts with other monitoring bodies can also be considered as a facilitating factor.
	2. Percentage of submitted reports that resulted in the penalties imposed issuance of notice of violations and penalties imposed	PCSD	10%	10%	10%	0.3%	0.3%	197%	197%									Target is maximum. 1 out of 330 monitored projects/establishments was issued with PCSD Adjudication Board (PAB) Summons. $0.30\% = (1/330)*100\%$ $\% \text{ Accomp} = [(Target-Accomp)/Target]*100\% +100\%$ $\% \text{ Accomp} = [(10-0.30)/10]*100\%+100\%$ $\% \text{ Accomp} = 197\%$
	3. Percentage of establishments and facilities that have been inspected more than twice in 2 years	PCSD	90%	90%	90%	94%	94%	104%	104%									
<b>MFO 2-2: Implementation of Rules and Regulations</b>										8247	670	8247	670	8247	100%	100%		
	<b>Enforcement</b> 1. Number of potential violations and complaints acted upon and reports issued	PCSD	10	0	10	0	65	650%	650%									Accomplishment refers to the number of administrative and criminal cases filed. The large number of filed cases is due to the strong partnership with Bantay Palawan inter-agency task force, as well as with other law enforcement authorities.
	2. Number of persons and entities with 2 or more recorded violations in the last 3 years as a % of the total number of violations	PCSD	2	2	2	1.7	1.7	115%	115%									Target is maximum. 4 out of 239 violators have two or more violations. $1.7\% = (4/239)*100\%$ $\% \text{ Accomp} = [(Target-Accomp)/Target]*100\% +100\%$ $\% \text{ Accomp} = [(2-1.7)/2]*100\%+100\%$ $\% \text{ Accomp} = 115\%$
	3. Percentage of detected violations that are resolved or referred for prosecution within 7 days	PCSD	80%	80%	80%	100%	100%	125%	125%									$100\% = (17/17)*100\%$
										<b>84399</b>	<b>5178</b>	<b>84092</b>	<b>5178</b>	<b>84091</b>	<b>100%</b>	<b>100%</b>		

Prepared by:  
  
**RYAN T. FUENTES**  
Planning Officer

In coordination with:  
  
**TERESITA A. BATUL**  
Director for Finance and Admin

Approved:  
  
**NELSON P. DEVANADERA**  
Executive Director