

STATEMENT OF APPROPRIATIONS, ALLOTMENTS, OBLIGATIONS, DISBURSEMENTS AND BALANCES  
As of the December 31, 2019

X	Current Year Appropriations
	Supplemental Appropriations
	Continuing Appropriations

Department : Department of Environment and Natural Resources  
Agency/Operating Unit: Palawan Council for Sustainable Development Staff  
Operating Unit : D0001  
Organizational Code (UACS) : 10 006 0000000  
Funding Source Code : 01 1 01 407

Particulars	UACS CODE	Appropriations			Allotments					Current Year Obligations					Current Year Disbursements					Balances			
		Authorized Appropriations	Adjustments (Transfer to/From Modifications/Augmentation)	Adjusted Appropriations	Allotment Received	Adjustments Reduction/Modification/Augmentation	Transfer To	Transfer From To	Adjusted Allotment	1st Quarter Ending March 31	2nd Quarter Ending June 30	3rd Quarter Ending September 30	4th Quarter Ending December 31	Total	1st Quarter Ending March 31	2nd Quarter Ending June 30	3rd Quarter Ending September 30	4th Quarter Ending December 31	Total	Unreleased Appropriations	Unobligated Allotment	Unpaid Obligations (15-20)-(23+24)	
																						Due and Demandable	Not Yet Due and Demandable
1	2	3	4	5=(3+4)	6	7	8	9	10=6+(+)-(-)7-8+9	11	12	13	14	15= (11+12+13+14)	16	17	18	19	20= (16+17+18+19)	21=(5-10)	22=(10-15)	23	24
<b>I. Agency Specific Budget</b>																							
General Administration and Support																							
General Administration and Supervision		38,130,000.00	-	38,130,000.00	38,130,000.00	-	-	-	38,130,000.00	6,016,025.95	12,031,347.37	8,841,351.84	11,079,764.14	37,968,489.30	6,030,228.39	12,015,939.27	8,836,095.56	11,078,234.02	37,960,497.24	-	161,510.70	7,992.06	-
PAP																							
PS		16,175,000.00	700,000.00	16,875,000.00	16,175,000.00	700,000.00			16,875,000.00	3,336,135.11	4,722,602.28	3,511,039.80	5,287,101.13	16,856,878.32	3,350,337.55	4,708,394.18	3,506,983.52	5,283,171.01	16,848,886.26	-	18,121.68	7,992.06	-
PS (AP)																							
PS (Tax Refund)																							
MOOE		13,408,000.00	(700,000.00)	12,708,000.00	13,408,000.00	(700,000.00)			12,708,000.00	2,679,890.84	2,730,341.42	3,574,662.04	3,579,716.68	12,564,610.98	2,679,890.84	2,729,141.42	3,573,462.04	3,582,116.68	12,564,610.98	-	143,389.02	-	-
MOOE (AP)																							
CO		8,547,000.00		8,547,000.00	8,547,000.00				8,547,000.00		4,578,403.67	1,755,650.00	2,212,946.33	8,547,000.00		4,578,403.67	1,755,650.00	2,212,946.33	8,547,000.00	-	-	-	-
CO (AP)																							
Operations		72,974,000.00	-	72,974,000.00	72,974,000.00	-	-	-	72,974,000.00	11,582,429.00	14,737,271.71	22,898,238.10	23,524,869.06	72,742,807.87	11,582,429.00	14,737,271.71	22,898,238.10	23,524,869.06	72,742,807.87	-	231,192.13	-	-
OO: Natural resources sustainably managed																							
Palawan Environmentally Critical Areas Network																							
Advocacy Communication and Education		18,738,000.00	-	18,738,000.00	18,738,000.00	-	-	-	18,738,000.00	2,974,490.02	2,563,427.50	7,575,781.41	5,467,873.70	18,581,572.63	2,974,490.02	2,563,427.50	7,575,781.41	5,467,873.70	18,581,572.63	-	156,427.37	-	-
PS		4,177,000.00	125,000.00	4,302,000.00	4,177,000.00	125,000.00			4,302,000.00	847,853.67	1,244,822.91	896,450.60	1,312,872.82	4,302,000.00	847,853.67	1,244,822.91	896,450.60	1,312,872.82	4,302,000.00	-	-	-	-
MOOE		6,807,000.00	(125,000.00)	6,682,000.00	6,807,000.00	(125,000.00)			6,682,000.00	1,001,836.35	1,259,136.70	1,468,700.81	2,795,898.77	6,525,572.63	1,001,836.35	1,259,136.70	1,468,700.81	2,795,898.77	6,525,572.63	-	156,427.37	-	-
CO		7,754,000.00		7,754,000.00	7,754,000.00				7,754,000.00	1,124,800.00	59,467.89	5,210,630.00	1,359,102.11	7,754,000.00	1,124,800.00	59,467.89	5,210,630.00	1,359,102.11	7,754,000.00	-	-	-	-
ECAN Monitoring and Evaluation System		6,395,000.00	-	6,395,000.00	6,395,000.00	-	-	-	6,395,000.00	1,047,093.17	1,928,677.85	1,916,983.09	1,502,183.89	6,394,938.00	1,047,093.17	1,928,677.85	1,916,983.09	1,502,183.89	6,394,938.00	-	62.00	-	-
PS		3,826,000.00	125,000.00	3,951,000.00	3,826,000.00	125,000.00			3,951,000.00	891,673.53	1,319,721.32	858,335.31	881,269.84	3,951,000.00	891,673.53	1,319,721.32	858,335.31	881,269.84	3,951,000.00	-	-	-	-
MOOE		1,440,000.00	(125,000.00)	1,315,000.00	1,440,000.00	(125,000.00)			1,315,000.00	155,419.64	509,843.38	125,875.78	523,799.20	1,314,938.00	155,419.64	509,843.38	125,875.78	523,799.20	1,314,938.00	-	62.00	-	-
CO		1,129,000.00		1,129,000.00	1,129,000.00				1,129,000.00		99,113.15	932,772.00	97,114.85	1,129,000.00		99,113.15	932,772.00	97,114.85	1,129,000.00	-	-	-	-
ECAN Zoning		7,862,000.00	-	7,862,000.00	7,862,000.00	-	-	-	7,862,000.00	1,025,186.33	2,266,243.65	1,828,591.65	2,741,973.88	7,861,995.51	1,025,186.33	2,266,243.65	1,828,591.65	2,741,973.88	7,861,995.51	-	4.49	-	-
PS		3,352,000.00	125,000.00	3,477,000.00	3,352,000.00	125,000.00			3,477,000.00	677,137.70	1,032,907.92	724,476.42	1,042,477.96	3,477,000.00	677,137.70	1,032,907.92	724,476.42	1,042,477.96	3,477,000.00	-	-	-	-
MOOE		3,294,000.00	(125,000.00)	3,169,000.00	3,294,000.00	(125,000.00)			3,169,000.00	348,048.63	1,035,109.43	711,480.88	1,074,356.57	3,168,995.51	348,048.63	1,035,109.43	711,480.88	1,074,356.57	3,168,995.51	-	4.49	-	-
CO		1,216,000.00		1,216,000.00	1,216,000.00				1,216,000.00		198,226.30	392,634.35	625,139.35	1,216,000.00		198,226.30	392,634.35	625,139.35	1,216,000.00	-	-	-	-
Knowledge and Research Management		2,971,000.00	-	2,971,000.00	2,971,000.00	-	-	-	2,971,000.00	328,633.25	489,059.28	1,006,601.63	1,126,488.50	2,950,782.66	328,633.25	489,059.28	1,006,601.63	1,126,488.50	2,950,782.66	-	20,217.34	-	-
PS		1,591,000.00	75,000.00	1,666,000.00	1,591,000.00	75,000.00			1,666,000.00	325,153.25	460,099.28	337,113.78	543,633.69	1,666,000.00	325,153.25	460,099.28	337,113.78	543,633.69	1,666,000.00	-	-	-	-
MOOE		1,380,000.00	(75,000.00)	1,305,000.00	1,380,000.00	(75,000.00)			1,305,000.00	3,480.00	28,960.00	669,487.85	582,854.81	1,284,782.66	3,480.00	28,960.00	669,487.85	582,854.81	1,284,782.66	-	20,217.34	-	-



Particulars	UACS CODE	Appropriations			Allotments					Current Year Obligations					Current Year Disbursements					Balances				
		Authorized Appropriations	Adjustments (Transfer to/From Modifications/Augmentation)	Adjusted Appropriations	Allotment Received	Adjustments Reduction/Modification/Augmentation	Transfer To	Transfer From To	Adjusted Allotment	1st Quarter Ending March 31	2nd Quarter Ending June 30	3rd Quarter Ending September 30	4th Quarter Ending December 31	Total	1st Quarter Ending March 31	2nd Quarter Ending June 30	3rd Quarter Ending September 30	4th Quarter Ending December 31	Total	Unreleased Appropriations	Unobligated Allotment	Unpaid Obligations (15-20)=(23+24)		
																						Due and Demandable	Not Yet Due and Demandable	
1	2	3	4	5=(3+4)	6	7	8	9	10=6+(+)-(-)7-8+9	11	12	13	14	15=(11+12+13+14)	16	17	18	19	20=(16+17+18+19)	21=(5-10)	22=(10-15)	23	24	
Recapitulation by OO:																								
Advocacy, Communication and Education		19,129,000.00		19,129,000.00	19,129,000.00				19,129,000.00	3,064,136.86	2,671,301.66	7,674,632.73	5,562,501.38	18,972,572.63	3,064,136.86	2,671,301.66	7,674,632.73	5,562,501.38	18,972,572.63		156,427.37	-	-	
ECAN Monitoring and Evaluation System		6,751,000.00		6,751,000.00	6,751,000.00				6,751,000.00	1,142,808.89	2,042,594.81	2,006,327.17	1,559,207.13	6,750,938.00	1,142,808.89	2,042,594.81	2,006,327.17	1,559,207.13	6,750,938.00		62.00	-	-	
ECAN Zoning		8,169,000.00		8,169,000.00	8,169,000.00				8,169,000.00	1,096,416.29	2,355,962.01	1,906,256.25	2,810,360.96	8,168,995.51	1,096,416.29	2,355,962.01	1,906,256.25	2,810,360.96	8,168,995.51		4.49	-	-	
Knowledge and Research Management		3,119,000.00		3,119,000.00	3,119,000.00				3,119,000.00	364,068.41	528,536.28	1,044,173.39	1,162,004.58	3,098,782.66	364,068.41	528,536.28	1,044,173.39	1,162,004.58	3,098,782.66		20,217.34	-	-	
Resource Mobilization and Partnership Dev't.		1,990,000.00		1,990,000.00	1,990,000.00				1,990,000.00	358,190.28	521,052.60	406,435.00	682,684.89	1,968,362.77	358,190.28	521,052.60	406,435.00	682,684.89	1,968,362.77		32,711.61	-	-	
Operation of SEP Clearance System		21,661,000.00		21,661,000.00	21,661,000.00				21,661,000.00	3,525,901.86	5,248,350.43	5,919,620.61	6,934,415.49	21,628,288.39	3,525,901.86	5,248,350.43	5,919,620.61	6,934,415.49	21,628,288.39		132.09	-	-	
Wildlife and Cave Management		15,206,000.00		15,206,000.00	15,206,000.00				15,206,000.00	2,742,910.93	2,222,598.90	4,713,142.11	5,527,215.97	15,205,867.91	2,742,910.93	2,222,598.90	4,713,142.11	5,527,215.97	15,205,867.91		-	-	-	
OF WHICH:																								
KRA No. 5 - Integrity of the Environment and Climate Change Mitigation and Adaptation		76,025,000.00		76,025,000.00	76,025,000.00				76,025,000.00	12,294,433.52	15,590,396.69	23,670,587.26	24,238,390.40	75,793,807.87	12,294,433.52	15,590,396.69	23,670,587.26	24,238,390.40	75,793,807.87		231,192.13	-	-	

Certified Correct:

EDWIN Y. PENEYRA  
Budget Officer  
Date: December 31, 2019

Certified Correct:

RAYMAY S. ROPETA  
Accountant III  
Date: December 31, 2019

Recommended By:

ERMINA D. LEDESMA  
Chief, Finance and Admin.  
Date: December 31, 2019

Approved By:

NELSON P. DEVANADERA  
Executive Director  
Date: December 31, 2019





Particulars	UACS CODE	Appropriations			Allotments					Current Year Obligations					Current Year Disbursements					Balances				
		Authorized Appropriations	Adjustments (Transfer To/From Realignment)	Adjusted Appropriations	Allotments Received	Adjustments (Withdrawal/Realignment)	Transfer To	Transfer From	Adjusted Total Allotment	1st Quarter ending March 31	2nd Quarter ending June 30	3rd Quarter ending Sept 30	4th Quarter ending Dec. 31	Total	1st Quarter ending March 31	2nd Quarter ending June 30	3rd Quarter ending Sept. 30	4th Quarter ending Dec. 31	Total	Unreleased Appropriations	Unobligated Allotment	Unpaid Obligations (15-20)=(23+24)		
																						Due and Demandable	Not Yet Due and Demandable	
1	2	3	4	5=(3+4)	6	7	8	9	10=6(+)(-)-7-8+9	11	12	13	14	15=(11+12+13+14)	16	17	18	19	20=(16+17+18+19)	21=(5-10)	22=(10-15)	23	24	
Recapitulation by OO:																								
Advocacy, Communication and Education		156,427.37		156,427.37	156,427.37				156,427.37					-					-					
ECAN Monitoring and Evaluation System		62.00		62.00	62.00				62.00					-					-					
ECAN Zoning		4.49		4.49	4.49				4.49					-					-					
Knowledge and Research Management		20,217.34		20,217.34	20,217.34				20,217.34					-					-					
Resource Mobilization and Partnership Dev't.		21,637.23		21,637.23	21,637.23				21,637.23					-					-					
Operation of SEP Clearance System		30,628.26		30,628.26	30,628.26				30,628.26					-					-					
Wildlife and Cave Management		132.09		132.09	132.09				132.09					-					-					
OF WHICH:																								
KRA No. 5 - Integrity of the Environment																								
and Climate Change Mitigation																								
and Adaptation		229,108.78		229,108.78	229,108.78				229,108.78					-					-					

Certified Correct:

EDWIN Y. PENEYRA  
Budget Officer  
Date: Dec. 31, 2019

Certified Correct:

ARMANDO S. ROPETA  
Accountant III  
Date: Dec. 31, 2019

Recommended By:

BARBARA D. LEDESMA  
Chief, Finance and Admin.  
Date: Dec. 31, 2019

Approved By:


NELSON P. DE VERA  
Executive Director  
Date: Dec. 31, 2019


STATEMENT OF APPROPRIATIONS, ALLOTMENTS, OBLIGATIONS, DISBURSEMENTS AND BALANCES  
As of the December 31, 2019


Department : Department of Environment and Natural Resources  
Agency/Operating Unit: Palawan Council for Sustainable Development Staff  
Operating Unit : D0001  
Organizational Code (UACS) : 10 006 0000000  
Funding Source Code : 3 1 04 335

X	Current Year Appropriations
	Supplemental Appropriations
	Continuing Appropriations

Particulars	UACS CODE	Appropriations			Allotments					Current Year Obligations					Current Year Disbursements					Balances				
		Authorized Appropriations	Adjustments (Transfer to/from Modifications/Aug)	Adjusted Appropriations	Allotment Received	Adjustments Reduction/Modification/Aug	Transfer To	Transfer From To	Adjusted Allotment	1st Quarter Ending March 31	2nd Quarter Ending June 30	3rd Quarter Ending September 30	4th Quarter Ending December 31	Total	1st Quarter Ending March 31	2nd Quarter Ending June 30	3rd Quarter Ending September 30	4th Quarter Ending December 31	Total	Unreleased Appropriations	Unobligated Allotment	Unpaid Obligations (15-20)=(23+24)		
																						Due and Demandable	Not Yet Due and Demandable	
1	2	3	4	5=(3+4)	6	7	8	9	10=6+(+)(-)-7-8+9	11	12	13	14	15=(11+12+13+14)	16	17	18	19	20=(16+17+18+19)	21=(5-10)	22=(10-15)	23	24	
<b>B. Automatic Appropriations</b>																								
Operations		11,890,000.00		11,890,000.00	11,890,000.00				11,890,000.00	1,802,943.47	2,882,079.19	3,394,243.85	3,809,506.05	11,888,772.56	2,286,255.27	2,880,879.19	3,394,243.85	2,863,377.09	11,424,755.40	-	1,227.44	958,128.96	-	
OO: Natural resources sustainably managed																								
Palawan Environmentally Critical Areas Network																								
Advocacy, Communication and Education		300,000.00		300,000.00	300,000.00				300,000.00	-	61,500.00	5,000.00	232,682.40	299,182.40		61,500.00	5,000.00	199,682.40	266,182.40			817.60	33,000.00	
MOOE		300,000.00		300,000.00	300,000.00				300,000.00		61,500.00	5,000.00	232,682.40	299,182.40		61,500.00	5,000.00	199,682.40	266,182.40			817.60	33,000.00	
ECAN Zoning		1,400,000.00		1,400,000.00	1,400,000.00				1,400,000.00	-	-	499,587.00	900,413.00	1,400,000.00		-	499,587.00	787,913.00	1,287,500.00			-	112,500.00	
MOOE		1,400,000.00		1,400,000.00	1,400,000.00				1,400,000.00		-	499,587.00	900,413.00	1,400,000.00		-	499,587.00	787,913.00	1,287,500.00			-	112,500.00	
Knowledge and Research Management		340,000.00		340,000.00	340,000.00				340,000.00	-	-	249,845.00	90,155.00	340,000.00		-	249,845.00	90,155.00	340,000.00			-	-	
MOOE		340,000.00		340,000.00	340,000.00				340,000.00		-	249,845.00	90,155.00	340,000.00		-	249,845.00	90,155.00	340,000.00			-	-	
Wildlife and Cave Management		9,850,000.00		9,850,000.00	9,850,000.00				9,850,000.00	1,802,943.47	2,820,579.19	2,639,811.85	2,586,255.65	9,849,590.16	2,286,255.27	2,819,379.19	2,639,811.85	1,785,626.69	9,531,073.00	-	409.84	812,628.96	-	
MOOE		9,850,000.00		9,850,000.00	9,850,000.00				9,850,000.00	1,802,943.47	2,820,579.19	2,639,811.85	2,586,255.65	9,849,590.16	1,792,143.47	2,819,379.19	2,639,811.85	1,785,626.69	9,036,961.20	-	409.84	812,628.96	-	
MOOE (AP)															494,111.80				494,111.80					
<b>GRAND TOTAL</b>		11,890,000.00		11,890,000.00	11,890,000.00				11,890,000.00	1,802,943.47	2,882,079.19	3,394,243.85	3,809,506.05	11,888,772.56	2,286,255.27	2,880,879.19	3,394,243.85	2,863,377.09	10,930,643.60	-	1,227.44	958,128.96	-	
MOOE		11,890,000.00		11,890,000.00	11,890,000.00				11,890,000.00	1,802,943.47	2,882,079.19	3,394,243.85	3,809,506.05	11,888,772.56	1,792,143.47	2,880,879.19	3,394,243.85	2,863,377.09	10,930,643.60	-	1,227.44	958,128.96	-	
MOOE (AP)															494,111.80				494,111.80					

Certified Correct:  
  
EDWIN Y. PENEYRA  
Budget Officer  
Date: December 31, 2019

Certified Correct:  
  
BAHMAN S. ROPETA  
Accountant III  
Date: December 31, 2019

Recommended By:  
  
ERMINDA D. LEDESMA  
Chief, Finance and Admin.  
Date: December 31, 2019



Approved By:  
  
NELSON A. DEVANADERA  
Executive Director  
Date: December 31, 2019