


STATEMENT OF APPROPRIATIONS, ALLOTMENTS, OBLIGATIONS, DISBURSEMENTS AND BALANCES  
As of the June 30, 2019

FAR No. 1

Department : Department of Environment and Natural Resources  
Agency/Operating Unit: Palawan Council for Sustainable Development Staff  
Operating Unit : D0001  
Organizational Code (UACS) : 10 006 0000000  
Funding Source Code : 01 1 01 407



<input checked="" type="checkbox"/>	Current Year Appropriations
<input type="checkbox"/>	Supplemental Appropriations
<input type="checkbox"/>	Continuing Appropriations


Particulars	UACS CODE	Appropriations				Allotments				Current Year Obligations					Current Year Disbursements					Balances			
		Authorized Appropriations	Adjustments (Transfer to/From Modifications/Augmentation)	Adjusted Appropriations	Allotment Received	Adjustments Reduction/Modification/Augmentation	Transfer To	Transfer From	Adjusted Allotment	1st Quarter Ending March 31	2nd Quarter Ending June 30	3rd Quarter Ending September 30	4th Quarter Ending December 31	Total	1st Quarter Ending March 31	2nd Quarter Ending June 30	3rd Quarter Ending September 30	4th Quarter Ending December 31	Total	Unreleased Appropriations	Unobligated Allotment	Unpaid Obligations (15-20)=(23+24)	
																						Due and Demandable	Not Yet Due and Demandable
1	2	3	4	5=(3+4)	6	7	8	9	10=6+(-)(7-8+9)	11	12	13	14	15= (11+12+13+14)	16	17	18	19	20= (16+17+18+19)	21=(5-10)	22=(10-15)	23	24
<b>I. Agency Specific Budget</b>																							
General Administration and Support																							
General Administration and Supervision																							
		38,130,000.00		38,130,000.00	38,130,000.00				38,130,000.00	6,016,025.95	12,031,347.37			18,047,373.32	6,030,228.39	12,015,939.27			18,046,167.66		20,082,626.68	1,205.66	
PAP																							
PS		16,175,000.00		16,175,000.00	16,175,000.00				16,175,000.00	3,336,135.11	4,722,602.28			8,058,737.39	3,350,337.55	4,708,394.18			8,058,731.73		8,116,262.61	5.66	
PS (AP)																							
PS (Tax Refund)																							
MOOE		13,408,000.00		13,408,000.00	13,408,000.00				13,408,000.00	2,679,890.84	2,730,341.42			5,410,232.26	2,679,890.84	2,729,141.42			5,409,032.26		7,997,767.74	1,200.00	
MOOE (AP)																							
CO		8,547,000.00		8,547,000.00	8,547,000.00				8,547,000.00		4,578,403.67			4,578,403.67		4,578,403.67			4,578,403.67		3,968,596.33		
CO (AP)																							
Operations																							
		72,974,000.00		72,974,000.00	72,974,000.00				72,974,000.00	11,582,429.00	14,737,271.71			26,319,700.71	11,582,429.00	14,737,271.71			26,319,700.71		46,654,299.29		
OO: Natural resources sustainably managed																							
Palawan Environmentally Critical Areas Network																							
Advocacy Communication and Education																							
		18,738,000.00		18,738,000.00	18,738,000.00				18,738,000.00	2,974,490.02	2,563,427.50			5,537,917.52	2,974,490.02	2,563,427.50			5,537,917.52		13,200,082.48		
PS		4,177,000.00		4,177,000.00	4,177,000.00				4,177,000.00	847,853.67	1,244,822.91			2,092,676.58	847,853.67	1,244,822.91			2,092,676.58		2,084,323.42		
MOOE		6,807,000.00		6,807,000.00	6,807,000.00				6,807,000.00	1,001,836.35	1,259,136.70			2,260,973.05	1,001,836.35	1,259,136.70			2,260,973.05		4,546,026.95		
CO		7,754,000.00		7,754,000.00	7,754,000.00				7,754,000.00	1,124,800.00	59,467.89			1,184,267.89	1,124,800.00	59,467.89			1,184,267.89		6,569,732.11		
ECAN Monitoring and Evaluation System																							
PS		3,826,000.00		3,826,000.00	3,826,000.00				3,826,000.00	891,673.53	1,319,721.32			2,211,394.85	891,673.53	1,319,721.32			2,211,394.85		1,614,605.15		
MOOE		1,440,000.00		1,440,000.00	1,440,000.00				1,440,000.00	155,419.64	509,843.38			665,263.02	155,419.64	509,843.38			665,263.02		774,736.98		
CO		1,129,000.00		1,129,000.00	1,129,000.00				1,129,000.00		99,113.15			99,113.15		99,113.15			99,113.15		1,029,886.85		
ECAN Zoning																							
PS		3,352,000.00		3,352,000.00	3,352,000.00				3,352,000.00	677,137.70	1,032,907.92			1,710,045.62	677,137.70	1,032,907.92			1,710,045.62		1,641,954.38		
MOOE		3,294,000.00		3,294,000.00	3,294,000.00				3,294,000.00	348,048.63	1,035,109.43			1,383,158.06	348,048.63	1,035,109.43			1,383,158.06		1,910,841.94		
CO		1,216,000.00		1,216,000.00	1,216,000.00				1,216,000.00		198,226.30			198,226.30		198,226.30			198,226.30		1,017,773.70		
Knowledge and Research Management																							
PS		1,591,000.00		1,591,000.00	1,591,000.00				1,591,000.00	325,153.25	460,099.28			785,252.53	325,153.25	460,099.28			785,252.53		805,747.47		
MOOE		1,380,000.00		1,380,000.00	1,380,000.00				1,380,000.00	3,480.00	28,960.00			32,440.00	3,480.00	28,960.00			32,440.00		1,347,560.00		
CO																							
Resource Mobilization and Partnership																							
Development		1,837,000.00		1,837,000.00	1,837,000.00				1,837,000.00	322,859.88	478,965.00			801,824.88	322,859.88	478,965.00			801,824.88		1,035,175.12		
PS		1,583,000.00		1,583,000.00	1,583,000.00				1,583,000.00	322,859.88	474,755.00			797,614.88	322,859.88	474,755.00			797,614.88		785,385.12		
MOOE		254,000.00		254,000.00	254,000.00				254,000.00		4,210.00			4,210.00		4,210.00			4,210.00		249,790.00		
CO																							
Operation of SEP Clearance System																							
PS		13,578,000.00		13,578,000.00	13,578,000.00				13,578,000.00	2,674,013.65	3,973,238.60			6,647,252.25	2,674,013.65	3,973,238.60			6,647,252.25		6,930,747.75		

MOOE		4,810,000.00	4,810,000.00	4,810,000.00			4,810,000.00	567,849.29	697,509.77			1,265,359.06	567,849.29	697,509.77			1,265,359.06	3,544,640.94	
CO		2,014,000.00	2,014,000.00	2,014,000.00			2,014,000.00		237,871.56			237,871.56		237,871.56			237,871.56	1,776,128.44	
Wildlife and Cave Management		14,769,000.00	14,769,000.00	14,769,000.00			14,769,000.00	2,642,303.41	2,102,278.50			4,744,581.91	2,642,303.41	2,102,278.50			4,744,581.91	10,024,418.09	
PS		4,664,000.00	4,664,000.00	4,664,000.00			4,664,000.00	942,998.49	1,388,559.35			2,331,557.84	942,998.49	1,388,559.35			2,331,557.84	2,332,442.16	
MOOE		4,610,000.00	4,610,000.00	4,610,000.00			4,610,000.00	671,954.92	654,251.26			1,326,206.18	671,954.92	654,251.26			1,326,206.18	3,283,793.82	
CO		5,495,000.00	5,495,000.00	5,495,000.00			5,495,000.00	1,027,350.00	59,467.89			1,086,817.89	1,027,350.00	59,467.89			1,086,817.89	4,408,182.11	
Sub-Total, Agency Specific Budget		111,104,000.00	111,104,000.00	111,104,000.00			111,104,000.00	17,598,454.95	26,768,619.08			44,367,074.03	17,612,657.39	26,763,210.98			44,365,868.37	66,736,925.97	1,205.66
PS		48,946,000.00	48,946,000.00	48,946,000.00			48,946,000.00	10,017,825.28	14,616,706.66			24,634,531.94	10,032,027.72	14,602,498.56			24,634,526.28	24,311,468.06	5.66
MOOE		36,003,000.00	36,003,000.00	36,003,000.00			36,003,000.00	5,428,479.67	6,919,361.96			12,347,841.63	5,428,479.67	6,918,161.96			12,346,641.63	23,655,158.37	1,200.00
CO		26,155,000.00	26,155,000.00	26,155,000.00			26,155,000.00	2,152,150.00	5,232,550.46			7,384,700.46	2,152,150.00	5,232,550.46			7,384,700.46	18,770,299.54	
II. Automatic Appropriations																			
PS		4,502,000.00	4,502,000.00	4,502,000.00			4,502,000.00	1,048,535.47	1,249,824.78			2,298,360.25	1,048,535.47	1,249,824.78			2,298,360.25	2,203,639.75	
Sub-Total, Automatic Appropriations																			
PS		4,502,000.00	4,502,000.00	4,502,000.00			4,502,000.00	1,048,535.47	1,249,824.78			2,298,360.25	1,048,535.47	1,249,824.78			2,298,360.25	2,203,639.75	
III. Special Purpose Fund																			
MPBF - PS		1,366,250.00	1,366,250.00	1,366,250.00			1,366,250.00	1,366,249.11				1,366,249.11	1,366,249.11				1,366,249.11	0.89	
PGF - PS																			
Sub-Total, Special Purpose Fund																			
PS		1,366,250.00	1,366,250.00	1,366,250.00			1,366,250.00	1,366,249.11				1,366,249.11	1,366,249.11				1,366,249.11	0.89	
MOOE																			
CO																			
GRAND TOTAL		116,972,250.00	116,972,250.00	116,972,250.00			116,972,250.00	20,013,239.53	28,018,443.86			48,031,683.39	20,027,441.97	28,003,035.76			48,030,477.73	68,940,566.61	1,205.66
PS		54,814,250.00	54,814,250.00	54,814,250.00			54,814,250.00	12,432,609.86	15,866,531.44			28,299,141.30	12,446,812.30	15,852,323.34			28,299,135.64	26,515,108.70	5.66
PS (AP)																			
PS (Tax Refund)																			
MOOE		36,003,000.00	36,003,000.00	36,003,000.00			36,003,000.00	5,428,479.67	6,919,361.96			12,347,841.63	5,428,479.67	6,918,161.96			12,346,641.63	23,655,158.37	1,200.00
MOOE (AP)																			
CO		26,155,000.00	26,155,000.00	26,155,000.00			26,155,000.00	2,152,150.00	5,232,550.46			7,384,700.46	2,152,150.00	5,232,550.46			7,384,700.46	18,770,299.54	
CO (AP)																			
Recapitulation by OO:																			
Advocacy, Communication and Education		19,129,000.00	19,129,000.00	19,129,000.00			19,129,000.00	3,064,136.86	2,671,301.66			5,735,438.52	3,064,136.86	2,671,301.66			5,735,438.52	13,393,561.48	
ECAN Monitoring and Evaluation System		6,751,000.00	6,751,000.00	6,751,000.00			6,751,000.00	1,142,808.89	2,042,594.81			3,185,403.70	1,142,808.89	2,042,594.81			3,185,403.70	3,565,596.30	
ECAN Zoning		8,169,000.00	8,169,000.00	8,169,000.00			8,169,000.00	1,096,416.29	2,355,962.01			3,452,378.30	1,096,416.29	2,355,962.01			3,452,378.30	4,716,621.70	
Knowledge and Research Management		3,119,000.00	3,119,000.00	3,119,000.00			3,119,000.00	364,068.41	528,536.28			892,604.69	364,068.41	528,536.28			892,604.69	2,226,395.31	
Resource Mobilization and Partnership Dev't.		1,990,000.00	1,990,000.00	1,990,000.00			1,990,000.00	358,190.28	521,052.60			879,242.88	358,190.28	521,052.60			879,242.88	1,110,757.12	
Operation of SEP Clearance System		21,661,000.00	21,661,000.00	21,661,000.00			21,661,000.00	3,525,901.86	5,248,350.43			8,774,252.29	3,525,901.86	5,248,350.43			8,774,252.29	12,886,747.71	
Wildlife and Cave Management		15,206,000.00	15,206,000.00	15,206,000.00			15,206,000.00	2,742,910.93	2,222,598.90			4,965,509.83	2,742,910.93	2,222,598.90			4,965,509.83	10,240,490.17	
OF WHICH:																			
KRA No. 5 - Integrity of the Environment and Climate Change Mitigation and Adaptation		76,025,000.00	76,025,000.00	76,025,000.00			76,025,000.00	12,294,433.52	15,590,396.69			27,884,830.21	12,294,433.52	15,590,396.69			27,884,830.21	48,140,169.79	

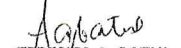
Certified Correct:

  
**MARYANN B. SAPAD**  
 Budget Officer  
 Date: June 30, 2019

Certified Correct:

  
**RAMON S. ROPETA**  
 Accountant III  
 Date: June 30, 2019

Recommended By:

  
**TERESITA A. BATUL**  
 Chief, Finance and Admin.  
 Date: June 30, 2019

Approved By:

  
**NELSON P. DEVANADERA**  
 Executive Director  
 Date: June 30, 2019

STATEMENT OF APPROPRIATIONS, ALLOTMENTS, OBLIGATIONS, DISBURSEMENTS AND BALANCES  
As of the June 30, 2019

FAR No. 1



<input checked="" type="checkbox"/>	Current Year Appropriations
<input type="checkbox"/>	Supplemental Appropriations
<input type="checkbox"/>	Continuing Appropriations

Department : Department of Environment and Natural Resources  
Agency/Operating Unit: Palawan Council for Sustainable Development Staff  
Operating Unit : D0001  
Organizational Code (UACS) : 10 006 0000000  
Funding Source Code : 3 1 04 335

Particulars	UACS CODE	Appropriations			Allotments					Current Year Obligations					Current Year Disbursements					Balances				
		Authorized Appropriations	Adjustments (Transfer to/From Modifications/Augmentation)	Adjusted Appropriations	Allotment Received	Adjustments Reduction/Modification/Augmentation	Transfer To	Transfer From	Adjusted Allotment	1st Quarter Ending March 31	2nd Quarter Ending June 30	3rd Quarter Ending September 30	4th Quarter Ending December 31	Total	1st Quarter Ending March 31	2nd Quarter Ending June 30	3rd Quarter Ending September 30	4th Quarter Ending December 31	Total	Unreleased Appropriations	Unobligated Allotment	Unpaid Obligations (15-20)=(23+24)		
																						Due and Demandable	Not Yet Due and Demandable	
1	2	3	4	5=(3+4)	6	7	8	9	10=6(+)(-)-7-8+9	11	12	13	14	15= (11+12+13+14)	16	17	18	19	20= (16+17+18+19)	21=(5-10)	22=(10-15)	23	24	
<b>B. Automatic Appropriations</b>																								
Operations		11,890,000.00		11,890,000.00	11,890,000.00					11,890,000.00	1,802,943.47	2,882,079.19			#####	2,286,255.27	2,880,879.19			5,167,134.46		7,204,977.34	12,000.00	
OO: Natural resources sustainably managed																								
Palawan Environmentally Critical Areas Network																								
Advocacy, Communication and Education		300,000.00		300,000.00	300,000.00					300,000.00		61,500.00			61,500.00		61,500.00			61,500.00		238,500.00		
MOOE		300,000.00		300,000.00	300,000.00					300,000.00		61,500.00			61,500.00		61,500.00			61,500.00		238,500.00		
ECAN Zoning		1,400,000.00		1,400,000.00	1,400,000.00					1,400,000.00												1,400,000.00		
MOOE		1,400,000.00		1,400,000.00	1,400,000.00					1,400,000.00												1,400,000.00		
Knowledge and Research Management		340,000.00		340,000.00	340,000.00					340,000.00												340,000.00		
MOOE		340,000.00		340,000.00	340,000.00					340,000.00												340,000.00		
Wildlife and Cave Management		9,850,000.00		9,850,000.00	9,850,000.00					9,850,000.00	1,802,943.47	2,820,579.19			4,623,522.66	2,286,255.27	2,819,379.19			5,105,634.46		5,226,477.34	12,000.00	
MOOE		9,850,000.00		9,850,000.00	9,850,000.00					9,850,000.00	1,802,943.47	2,820,579.19			4,623,522.66	1,792,143.47	2,819,379.19			4,611,522.66		5,226,477.34	12,000.00	
MOOE (AP)																494,111.80				494,111.80				
<b>GRAND TOTAL</b>		11,890,000.00		11,890,000.00	11,890,000.00					11,890,000.00	1,802,943.47	2,882,079.19			4,685,022.66	2,286,255.27	2,880,879.19			5,167,134.46		7,204,977.34	12,000.00	
MOOE		11,890,000.00		11,890,000.00	11,890,000.00					11,890,000.00	1,802,943.47	2,882,079.19			4,685,022.66	1,792,143.47	2,880,879.19			4,673,022.66		7,204,977.34	12,000.00	
MOOE (AP)																494,111.80				494,111.80				

Certified Correct:  
  
MARYANN B. SAPAD  
Budget Officer  
Date: June 30, 2019

Certified Correct:  
  
RAMMAN S. ROPETA  
Accountant III  
Date: June 30, 2019

Recommended By:  
  
TERESITA A. BATUL  
Chief, Finance and Admin.  
Date: June 30, 2019

Approved By:  
  
NELSON P. DEVANADERA  
Executive Director  
Date: June 30, 2019