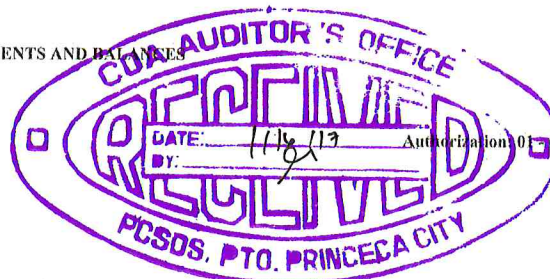


STATEMENT OF APPROPRIATIONS, ALLOTMENTS, OBLIGATIONS, DISBURSEMENTS AND BALANCES  
As of the Quarter Ending December 31, 2017



Department: Department of Environment and Natural Resources (DENR)

Agency: Palawan Council for Sustainable Development Staff

Operating Unit: N/A

Organization Code (UACS): 100060000000

Fund Cluster: 01 - Regular Agency Fund

Report Status: APPROVED

Particulars	UACS CODE	Appropriation			Allotments					Current Year Obligations					Current Year Disbursements					Balances			
		Authorized Appropriation	Adjustments (Transfer To/From, Realignment)	Adjusted Appropriations	Allotments Received	Adjustments (Withdrawal, Realignment)	Transfer To	Transfer From	Adjusted Total Allotments	1st Quarter Ending March 31	2nd Quarter Ending June 30	3rd Quarter Ending Sept. 30	4th Quarter Ending Dec. 31	Total	1st Quarter Ending March 31	2nd Quarter Ending June 30	3rd Quarter Ending Sept. 30	4th Quarter Ending Dec. 31	Total	Unreleased Appropriations	Unobligated Allotment	Unpaid Obligations (15-20) = (23+24)	
																						Due and Demandable	Not Yet Due and Demandable
1	2	3	4	5=(3+4)	6	7	8	9	10=(8+9)+8+9	11	12	13	14	15=(11+12+13+14)	16	17	18	19	20=(16+17+18+19)	21=(5-10)	22=(6-15)	23	24
<b>I. Agency Specific Budget</b>																							
Specific Budgets of National Government Agencies		0110101																					
General Administration and Support	00000100000000	30,007,000.00		30,007,000.00	30,230,869.00				30,230,869.00	8,455,716.37	7,747,881.26	7,910,944.37	8,114,583.14	30,229,125.14	8,455,716.37	7,747,881.26	7,910,944.37	5,902,660.14	30,077,002.14	756,131.00	1,743.86		152,033.00
General Management and Supervision	103001000100000	30,004,000.00		30,004,000.00	30,004,000.00				30,004,000.00	8,455,716.37	7,747,881.26	7,910,944.37	5,897,714.14	30,002,256.14	8,455,716.37	7,747,881.26	7,910,944.37	5,735,681.14	29,850,223.14		1,743.86		152,033.00
PS		16,816,000.00	825,000.00	17,741,000.00	16,916,000.00	825,000.00			17,741,000.00	3,862,128.22	5,627,160.97	6,039,024.63	3,211,818.04	17,740,121.76	3,862,128.22	5,527,160.97	5,039,024.53	3,141,669.04	17,659,889.76		878.24		70,233.00
MOOE		10,476,000.00	(825,000.00)	9,651,000.00	10,476,000.00	(825,000.00)			9,651,000.00	2,133,938.15	2,155,230.29	2,871,919.84	2,489,860.10	9,650,048.38	2,133,938.15	2,155,230.29	2,871,919.84	2,457,080.10	9,618,148.38		51.62		32,800.00
CO		2,612,000.00		2,612,000.00	2,612,000.00				2,612,000.00	2,359,850.00	85,500.00		186,036.00	2,811,186.00	2,359,850.00	65,500.00		137,036.00	2,682,186.00			814.00	49,000.00
Administration of Personnel Benefits	103001000200000	983,000.00		983,000.00	226,869.00				226,869.00				226,869.00					226,869.00	226,869.00	756,131.00			
PS		983,000.00		983,000.00	226,869.00				226,869.00				226,869.00					226,869.00	226,869.00	756,131.00			
Operations	000003000000000	60,592,000.00		60,592,000.00	60,592,000.00				60,592,000.00	19,548,453.30	14,703,841.76	12,136,544.51	14,203,160.43	60,592,000.00	19,548,453.30	14,703,841.76	12,136,544.51	14,203,160.43	60,592,000.00				
MFO 1: PALAWAN SUSTAINABLE DEVELOPMENT POLICY SERVICES	000003010000000	32,656,000.00		32,656,000.00	32,656,000.00				32,656,000.00	11,841,426.93	6,347,649.33	6,544,505.85	7,922,417.89	32,656,000.00	11,841,426.93	6,347,649.33	6,544,505.85	7,922,417.89	32,656,000.00				
Formulation and Coordination of Plans, Policies and Programs on the Environmental Protection, Conservation and Development of Palawan	184003010100000	32,656,000.00		32,656,000.00	32,656,000.00				32,656,000.00	11,841,426.93	6,347,649.33	6,544,505.85	7,922,417.89	32,656,000.00	11,841,426.93	6,347,649.33	6,544,505.85	7,922,417.89	32,656,000.00				
PS		9,076,000.00	400,000.00	9,476,000.00	9,076,000.00	400,000.00			9,476,000.00	2,183,468.60	2,983,542.50	2,624,405.00	1,684,554.00	9,476,000.00	2,183,468.60	2,983,542.50	2,624,405.00	1,684,554.00	9,476,000.00				
MOOE		16,830,000.00	(400,000.00)	16,430,000.00	16,830,000.00	(400,000.00)			16,430,000.00	3,005,922.43	3,364,106.83	3,920,100.85	6,139,669.89	16,430,000.00	3,005,922.43	3,364,106.83	3,920,100.85	6,139,669.89	16,430,000.00				
CO		6,750,000.00		6,750,000.00	6,750,000.00				6,750,000.00	6,652,036.00			97,904.00	6,750,000.00	6,652,036.00			97,904.00	6,750,000.00				
MFO 2: PALAWAN SUSTAINABLE DEVELOPMENT REGULATION SERVICES	000003020000000	27,936,000.00		27,936,000.00	27,936,000.00				27,936,000.00	7,707,026.37	8,356,192.43	6,592,038.66	6,280,742.54	27,936,000.00	7,707,026.37	8,356,192.43	5,592,038.66	6,280,742.54	27,936,000.00				
Operation of Strategic Environmental Plan (SEP) Clearance System	184003020100000	16,293,000.00		16,293,000.00	16,293,000.00				16,293,000.00	5,240,812.24	5,046,597.91	3,336,033.55	2,669,556.30	16,293,000.00	5,240,812.24	5,046,597.91	3,336,033.55	2,669,556.30	16,293,000.00				
PS		10,435,000.00	500,000.00	10,935,000.00	10,435,000.00	500,000.00			10,935,000.00	2,247,961.50	4,209,524.00	2,540,414.26	1,937,100.25	10,935,000.00	2,247,961.50	4,209,524.00	2,540,414.26	1,937,100.25	10,935,000.00				
MOOE		4,058,000.00	(500,000.00)	3,558,000.00	4,058,000.00	(500,000.00)			3,558,000.00	1,192,850.74	837,073.91	795,619.30	732,456.05	3,558,000.00	1,192,850.74	837,073.91	795,619.30	732,456.05	3,558,000.00				
CO		1,800,000.00		1,800,000.00	1,800,000.00				1,800,000.00	1,800,000.00				1,800,000.00	1,800,000.00				1,800,000.00				
Implementation of Rules and Regulations	184003020200000	11,643,000.00		11,643,000.00	11,643,000.00				11,643,000.00	2,466,214.13	3,309,594.52	2,256,005.11	3,611,186.24	11,643,000.00	2,466,214.13	3,309,594.52	2,256,005.11	3,611,186.24	11,643,000.00				
PS		3,943,000.00	150,000.00	4,093,000.00	3,943,000.00	150,000.00			4,093,000.00	861,880.50	1,372,154.00	1,045,536.50	813,320.00	4,093,000.00	861,880.50	1,372,154.00	1,045,536.50	813,320.00	4,093,000.00				
MOOE		7,700,000.00	(150,000.00)	7,550,000.00	7,700,000.00	(150,000.00)			7,550,000.00	1,604,333.63	1,937,440.52	1,210,368.61	2,797,867.24	7,550,000.00	1,604,333.63	1,937,440.52	1,210,368.61	2,797,867.24	7,550,000.00				
CO																							
Sub-Total, Agency-Specific		91,879,000.00		91,879,000.00	90,822,869.00				90,822,869.00	28,004,169.67	22,451,723.02	20,047,488.88	20,317,743.57	90,821,125.14	28,004,169.67	22,451,723.02	20,047,488.88	20,165,710.57	90,669,092.14	756,131.00	1,743.86		152,033.00
PS		41,353,000.00	1,875,000.00	43,228,000.00	40,596,869.00	1,875,000.00			42,471,869.00	9,255,436.72	14,092,371.47	11,240,480.26	7,873,700.29	42,470,990.76	9,255,436.72	14,092,371.47	11,240,480.26	7,803,487.29	42,400,757.76	756,131.00	878.24		70,233.00
MOOE		38,034,000.00	(1,875,000.00)	37,189,000.00	38,064,000.00	(1,875,000.00)			37,189,000.00	7,637,044.95	8,293,851.85	8,769,008.00	12,160,043.26	37,188,948.38	7,637,044.95	8,293,851.85	8,769,008.00	12,127,243.20	37,156,148.38		51.62		32,800.00
Fin Ex																							
CO		11,162,000.00		11,162,000.00	11,162,000.00				11,162,000.00	10,811,686.00	85,500.00		284,000.00	11,161,186.00	10,811,686.00	85,500.00		235,000.00	11,112,186.00			814.00	49,000.00
<b>II. Automatic Appropriations</b>																							
Retirement and Life Insurance Premiums		01104102																					
General Administration and Support	000001000000000	1,492,000.00	150,232.00	1,642,232.00	1,642,232.00				1,642,232.00	387,506.88	384,056.87	378,058.33	492,549.92	1,642,232.00	387,506.88	384,056.87	373,816.82	492,549.93	1,637,990.50				4,241.50
General Management and Supervision	103001000100000	1,492,000.00	150,232.00	1,642,232.00	1,642,232.00				1,642,232.00	387,506.88	384,056.87	378,058.33	492,549.92	1,642,232.00	387,506.88	384,056.87	373,816.82	492,549.93	1,637,990.50				4,241.50
PS		1,492,000.00	150,232.00	1,642,232.00	1,642,232.00				1,642,232.00	387,506.88	384,056.87	378,058.33	492,549.92	1,642,232.00	387,506.88	384,056.87	373,816.82	492,549.93	1,637,990.50				4,241.50
Operations	000003000000000	2,149,000.00		2,149,000.00	2,149,000.00				2,149,000.00	561,983.04	573,362.40	562,190.88	451,463.68	2,149,000.00	561,983.04	573,362.40	562,190.88	451,463.68	2,149,000.00				
MFO 1: PALAWAN SUSTAINABLE DEVELOPMENT POLICY SERVICES	000003010000000	833,000.00		833,000.00	833,000.00				833,000.00	232,425.72	217,039.40	214,547.80	168,987.08	833,000.00	232,425.72	217,039.40	214,547.80	168,987.08	833,000.00				
Formulation and Coordination of Plans, Policies and Programs on the Environmental Protection, Conservation and Development of Palawan	184003010100000	833,000.00		833,000.00	833,000.00				833,000.00	232,425.72	217,039.40	214,547.80	168,987.08	833,000.00	232,425.72	217,039.40	214,547.80	168,987.08	833,000.00				
PS		833,000.00		833,000.00	833,000.00				833,000.00	232,425.72	217,039.40	214,547.80	168,987.08	833,000.00	232,425.72	217,039.40	214,547.80	168,987.08	833,000.00				
MFO 2: PALAWAN SUSTAINABLE DEVELOPMENT REGULATION SERVICES	000003020000000	1,316,000.00		1,316,000.00	1,316,000.00				1,316,000.00	329,557.32	356,323.00	347,643.08	282,476.60	1,316,000.00	329,557.32	356,323.00	347,643.08	282,476.60	1,316,000.00				

Particulars	UACS CODE	Appropriation			Allotments					Current Year Obligations					Current Year Disbursements					Balances					
		Authorized Appropriation	Adjustments (Transfer To/From, Realignment)	Adjusted Appropriations	Allotments Received	Adjustments (Withdrawal, Realignment)	Transfer To	Transfer From	Adjusted Total Allotments	1st Quarter Ending March 31	2nd Quarter Ending June 30	3rd Quarter Ending Sept. 30	4th Quarter Ending Dec. 31	Total	1st Quarter Ending March 31	2nd Quarter Ending June 30	3rd Quarter Ending Sept. 30	4th Quarter Ending Dec. 31	Total	Unreleased Appropriations	Unobligated Allotment	Unpaid Obligations (15-20) = (23+24)			
										10=([8+9]-8+9)	11	12	13	14	15=(11+12+13+14)	16	17	18	19			20=(16+17+18+19)	21=(8-10)	22=(16-18)	23
Operation of Strategic Environmental Plan (SEP) Clearance System	184003020100000	953,000.00		953,000.00	953,000.00			953,000.00	237,891.88	264,360.25	261,147.59	189,810.28	953,000.00	237,891.88	264,360.25	261,147.59	189,810.28	953,000.00							
PS		953,000.00		953,000.00	953,000.00			953,000.00	237,891.88	264,360.25	261,147.59	189,810.28	953,000.00	237,891.88	264,360.25	261,147.59	189,810.28	953,000.00							
Implementation of Rules and Regulations	184003020200000	363,000.00		363,000.00	363,000.00			363,000.00	91,675.44	91,962.76	86,495.49	92,866.32	363,000.00	91,675.44	91,962.75	86,495.49	92,866.32	363,000.00							
PS		363,000.00		363,000.00	363,000.00			363,000.00	91,675.44	91,962.75	86,495.49	92,866.32	363,000.00	91,675.44	91,962.75	86,495.49	92,866.32	363,000.00							
Sub-Total, Automatic Appropriations		3,641,000.00	150,232.00	3,791,232.00	3,791,232.00			3,791,232.00	949,549.92	957,419.27	940,249.21	944,013.60	3,791,232.00	949,549.92	957,419.27	936,007.70	944,013.61	3,788,990.50							4,241.50
PS		3,641,000.00	150,232.00	3,791,232.00	3,791,232.00			3,791,232.00	949,549.92	957,419.27	940,249.21	944,013.60	3,791,232.00	949,549.92	957,419.27	936,007.70	944,013.61	3,788,990.50							4,241.50
MOOE																									
Fin Ex																									
CO																									
III. Special Purpose Fund																									
Miscellaneous Personnel Benefits Fund	01101406		3,018,719.00	3,018,719.00	3,018,719.00			3,018,719.00				3,018,719.72	3,018,719.72				3,018,719.72	3,018,719.72							28
Miscellaneous Personnel Benefits Fund	000009070200000		3,018,719.00	3,018,719.00	3,018,719.00			3,018,719.00				3,018,719.72	3,018,719.72				3,018,719.72	3,018,719.72							28
Performance-Based Bonus	103009070100000		1,267,997.00	1,267,997.00	1,267,997.00			1,267,997.00				1,267,996.72	1,267,996.72				1,267,996.72	1,267,996.72							28
PS			1,267,997.00	1,267,997.00	1,267,997.00			1,267,997.00				1,267,996.72	1,267,996.72				1,267,996.72	1,267,996.72							28
Funding Requirements for the Filling up of Unfilled Positions	103009070200000		1,750,722.00	1,750,722.00	1,750,722.00			1,750,722.00				1,750,722.00	1,750,722.00				1,750,722.00	1,750,722.00							
PS			1,750,722.00	1,750,722.00	1,750,722.00			1,750,722.00				1,750,722.00	1,750,722.00				1,750,722.00	1,750,722.00							
Pension and Gratuity Fund	01101407		2,475,496.00	2,475,496.00	2,475,496.00			2,475,496.00	2,475,459.86				2,475,459.86	2,475,459.86				2,475,459.86							36.14
Pension and Gratuity Fund	000009080300000		2,475,496.00	2,475,496.00	2,475,496.00			2,475,496.00	2,475,459.86				2,475,459.86	2,475,459.86				2,475,459.86							36.14
For payment of monetization of leave credits	103009080400000		2,475,496.00	2,475,496.00	2,475,496.00			2,475,496.00	2,475,459.86				2,475,459.86	2,475,459.86				2,475,459.86							36.14
PS			2,475,496.00	2,475,496.00	2,475,496.00			2,475,496.00	2,475,459.86				2,475,459.86	2,475,459.86				2,475,459.86							36.14
Sub-Total, SPF			5,494,215.00	5,494,215.00	5,494,215.00			5,494,215.00	2,475,459.86			3,018,719.72	5,494,178.58	2,475,459.86				3,018,719.72	5,494,178.58						36.42
PS			5,494,215.00	5,494,215.00	5,494,215.00			5,494,215.00	2,475,459.86			3,018,719.72	5,494,178.58	2,475,459.86				3,018,719.72	5,494,178.58						36.42
MOOE																									
Fin Ex																									
CO																									
GRAND TOTAL		95,220,000.00	5,644,447.00	100,864,447.00	100,108,316.00			100,108,316.00	31,429,179.45	23,409,142.29	20,987,739.09	24,280,475.89	100,106,535.72	31,429,179.45	23,409,142.29	20,983,496.58	24,126,442.90	99,950,281.22	756,131.00	1,760.28					150,274.50
PS		44,994,000.00	7,519,447.00	52,513,447.00	49,882,316.00		1,875,000.00	51,757,316.00	12,680,448.50	15,040,790.74	12,189,729.49	11,836,432.61	51,756,401.34	12,680,448.50	15,049,790.74	12,185,497.98	11,766,199.62	61,691,928.84	756,131.00	914.85					74,474.50
MOOE		39,094,000.00	(1,875,000.00)	37,199,000.00	39,094,000.00		(1,875,000.00)	37,169,000.00	7,937,044.95	8,293,851.55	8,798,008.60	12,160,043.28	37,188,949.39	7,937,044.95	8,293,851.55	8,798,008.60	12,127,243.28	37,158,148.39		61.62					32,800.00
Fin Ex																									
CO		11,162,000.00		11,162,000.00	11,162,000.00			11,162,000.00	10,811,886.00	65,500.00		284,000.00	11,161,186.00	10,811,680.00	65,500.00		235,000.00	11,112,186.00							49,000.00

Certified Correct:

  
**MARY ANN P. SAPAD**  
 Merin, Cressi  
 Budget Officer Designate

Date: 13/Jan/2018

Certified Correct:

  
 Chief Accountant


Date:

Recommended By:

  
 Batul, Teresita  
 Director, FMS AFD

Date: 13/Jan/2018

Approved By:



Devanadera, Nelson  
 Agency Head/Department

Date: 13/Jan/2018



Particulars	UACS CODE	Appropriation			Allotments					Current Year Obligations					Current Year Disbursements					Balances				
		Authorized Appropriation	Adjustments (Transfer To)/From, Realignment)	Adjusted Appropriations	Allotments Received	Adjustments (Withdrawal, Realignment)	Transfer To	Transfer From	Adjusted Total Allotments	1st Quarter	2nd Quarter	3rd Quarter	4th Quarter	Total	1st Quarter	2nd Quarter	3rd Quarter	4th Quarter	Total	Unreleased Appropriations	Unobligated Allotment	Unpaid Obligations (15-20) = (23+24)		
										Ending March 31	Ending June 30	Ending Sept. 30	Ending Dec. 31		Ending March 31	Ending June 30	Ending Sept. 30	Ending Dec. 31				Due and Demandable	Not Yet Due and Demandable	
1	2	3	4	5=(3+4)	6	7	8	9	10=(8+(7)-8+9)	11	12	13	14	15=(11+12+13+14)	16	17	18	19	20=(16+17+18+19)	21=(5-10)	22=(16-15)	23	24	
GRAND TOTAL		30,672.40		30,672.40	30,672.40				30,672.40				29,844.40	29,844.40										
PS																					828.00		29,844.40	
MOOE		2,197.00		2,197.00	2,197.00				2,197.00				2,197.00	2,197.00										2,197.00
Fin Ex																								
CO		28,475.40		28,475.40	28,475.40				28,475.40				27,647.40	27,647.40								828.00		27,647.40

Certified Correct:

Certified Correct:

Recommended By:

Approved By:

  
**MARY ANN P. SAPAD**  
 Budget Officer Designate  
 Date:

  
 Chief Accountant  
 Date:

  
**TERESITA A. BATUL**  
 Director for Admin & Finance  
 Date:

  
**NELSON P. DEVANADERA**  
 Agency Head/Department Director III  
 Date:

This report was generated using the Unified Reporting System on 13/01/2018 15:05

STATEMENT OF APPROPRIATIONS, ALLOTMENTS, OBLIGATIONS, DISBURSEMENTS AND BALANCES  
As of the Quarter Ending December 31, 2017


Department: Department of Environment and Natural Resources (DENR)

Agency: Palawan Council for Sustainable Development Staff

Operating Unit: N/A

Organization Code (UACS): 10006000000

Fund Cluster: 03 - Special Account - Locally Funded



Authorization: 01 - Current Year Appropriations

Report Status: APPROVED

Particulars	UACS CODE	Appropriation			Allotments					Current Year Obligations					Current Year Disbursements					Balances					
		Authorized Appropriation	Adjustments (Transfer (To)/From, Realignment)	Adjusted Appropriations	Allotments Received	Adjustments (Withdrawal, Realignment)	Transfer To	Transfer From	Adjusted Total Allotments	1st Quarter Ending March 31	2nd Quarter Ending June 30	3rd Quarter Ending Sept. 30	4th Quarter Ending Dec. 31	Total	1st Quarter Ending March 31	2nd Quarter Ending June 30	3rd Quarter Ending Sept. 30	4th Quarter Ending Dec. 31	Total	Unreleased Appropriations	Unobligated Allotment	Unpaid Obligations (15-20) = (23+24)			
																						Due and Demandable	Not Yet Due and Demandable		
1	2	3	4	5=(3+4)	6	7	8	9	10=(8+9)+10	11	12	13	14	15=(11+12+13+14)	16	17	18	19	20=(16+17+18+19)	21=(5-10)	22=(16-14)	23	24		
I. Agency Specific Budget																									
II. Automatic Appropriations																									
Wildlife Management Fund																									
Operations	000003000000000	5,100,000.00		5,100,000.00	5,100,000.00				5,100,000.00	974,902.49	947,838.86	1,496,359.81	1,680,106.61	5,099,207.77	974,902.49	947,838.86	1,496,359.81	1,534,924.79	4,954,025.95		792.23		145,181.82		
MFO 2: PALAWAN SUSTAINABLE DEVELOPMENT REGULATION SERVICES	000003020000000	5,100,000.00		5,100,000.00	5,100,000.00				5,100,000.00	974,902.49	947,838.86	1,496,359.81	1,680,106.61	5,099,207.77	974,902.49	947,838.86	1,496,359.81	1,534,924.79	4,954,025.95		792.23		145,181.82		
Implementation of Rules and Regulations	184003020200000	5,100,000.00		5,100,000.00	5,100,000.00				5,100,000.00	974,902.49	947,838.86	1,496,359.81	1,680,106.61	5,099,207.77	974,902.49	947,838.86	1,496,359.81	1,534,924.79	4,954,025.95		792.23		145,181.82		
MOOE		5,100,000.00		5,100,000.00	5,100,000.00				5,100,000.00	974,902.49	947,838.86	1,496,359.81	1,680,106.61	5,099,207.77	974,902.49	947,838.86	1,496,359.81	1,534,924.79	4,954,025.95		792.23		145,181.82		
Sub-Total, Automatic Appropriations		5,100,000.00		5,100,000.00	5,100,000.00				5,100,000.00	974,902.49	947,838.86	1,496,359.81	1,680,106.61	5,099,207.77	974,902.49	947,838.86	1,496,359.81	1,534,924.79	4,954,025.95		792.23		145,181.82		
PS																									
MOOE		5,100,000.00		5,100,000.00	5,100,000.00				5,100,000.00	974,902.49	947,838.86	1,496,359.81	1,680,106.61	5,099,207.77	974,902.49	947,838.86	1,496,359.81	1,534,924.79	4,954,025.95		792.23		145,181.82		
Fin Ex																									
CO																									
III. Special Purpose Fund																									
Sub-Total, SPF																									
PS																									
MOOE																									
Fin Ex																									
CO																									
GRAND TOTAL		5,100,000.00		5,100,000.00	5,100,000.00				5,100,000.00	974,902.49	947,838.86	1,496,359.81	1,680,106.61	5,099,207.77	974,902.49	947,838.86	1,496,359.81	1,534,924.79	4,954,025.95		792.23		145,181.82		
PS																									
MOOE		5,100,000.00		5,100,000.00	5,100,000.00				5,100,000.00	974,902.49	947,838.86	1,496,359.81	1,680,106.61	5,099,207.77	974,902.49	947,838.86	1,496,359.81	1,534,924.79	4,954,025.95		792.23		145,181.82		
Fin Ex																									
CO																									

Certified Correct:

Certified Correct:

Recommended By:

Approved By:

MARY ANN P. SAPAD  
Merin, Cresil  
BUDGET OFFICER Designate  
Budget Officer

*[Signature]*  
Chief Accountant

*[Signature]*  
Bajul, Teresita  
Director, FMS AFO

*[Signature]*  
Devanadera, Nelson  
Agency Head/Department

Date: 13/Jan/2018

Date:

Date: 13/Jan/2018

Date: 13/Jan/2018