

File copy



FAR No. 1

STATEMENT OF APPROPRIATIONS, ALLOTMENTS, OBLIGATIONS, DISBURSEMENTS AND BALANCES
As of the Quarter Ending June 30, 2016

Department : Department of Environment and Natural Resources
Agency/Operating Unit: Palawan Council for Sustainable Development Staff
Operating Unit : D0001
Organizational Code (UACS) : 10 006 0000000
Funding Source Code : 1 01 407


X	Current Year Appropriations
	Supplemental Appropriations
	Continuing Appropriations

Particulars	UACS CODE	Appropriations			Allotments					Current Year Obligations					Current Year Disbursements					Balances			
		Authorized Appropriations	Adjustments (Transfer To/From Realignment)	Adjusted Appropriations	Allotments Received	Adjustments (Withdrawal/Realignment)	Transfer To	Transfer From	Adjusted Total Allotment	1st Quarter ending March 31	2nd Quarter ending June 30	3rd Quarter ending Sept 30	4th Quarter ending Dec. 31	Total	1st Quarter ending March 31	2nd Quarter ending June 30	3rd Quarter ending Sept. 30	4th Quarter ending Dec. 31	Total	Unreleased Appropriations	Unobligated Allotment	Unpaid Obligations (13-20)+(21-24)	
																						Due and Demandable	Not Yet Due and Demandable
		3	4	5=(3+4)	6	7	8	9	10=6+(7)-8+9	11	12	13	14	15= (11+12+13+14)	16	17	18	19	20= (16+17+18+19)	21=(5-10)	22=(10-15)	23	24
I. Agency Specific Budget																							
General Administration and Support	10000000																						
General Administration and Supervision	100010000	26,126,000.00	-	26,126,000.00	26,226,000.00				26,226,000.00	5,661,256.38	8,181,836.41	-	-	13,843,092.79	5,658,808.28	8,184,284.51	-	-	13,843,092.79	-	12,382,907.21	-	-
PAP																							
PS	50100000 00	13,738,000.00		13,738,000.00	13,738,000.00				13,738,000.00	3,147,767.19	3,593,385.08			6,741,152.27	3,145,319.10	3,585,833.17			6,741,152.27	-	6,996,847.73	-	-
PS (AP)																							
MOOE	50200000 00	10,194,000.00		10,194,000.00	10,194,000.00				10,194,000.00	2,513,489.19	2,505,027.33			5,018,516.52	2,513,489.18	2,505,027.34			5,018,516.52	-	5,175,483.48	-	-
MOOE (AP)																							
CO	50600000 00	2,294,000.00		2,294,000.00	2,294,000.00				2,294,000.00		2,083,424.00			2,083,424.00		2,083,424.00			2,083,424.00	-	210,576.00	-	-
Support to Operations																							
PAP																							
PS	50100000 00																						
MOOE	50200000 00																						
CO	50600000 00																						
Operations	30000000	45,609,000.00	-	45,609,000.00	42,009,000.00				39,369,000.00	7,326,043.54	11,375,143.01			18,703,186.55	7,328,043.54	11,380,513.76			18,708,557.30	-	20,665,813.45	(5,370.75)	-
MFO 1 - Palawan Sustainable Development Policy Service	301000000	20,888,000.00	-	20,888,000.00	20,888,000.00				18,248,000.00	2,849,424.54	6,013,057.84			8,862,482.38	2,849,424.54	6,018,428.59			8,867,853.13	-	9,385,517.62	(5,370.75)	-
2. Formulation and Coordination of Plans, Policies and Programs on the Environmental Protection, Conservation and Development of Palawan	301010000																						
PAP																							
PS	50100000 00	7,282,000.00		7,282,000.00	7,282,000.00				7,282,000.00	1,731,247.89	1,895,991.00			3,627,238.89	1,731,247.89	1,901,361.75			3,632,609.64	-	3,654,761.11	(5,370.75)	-
MOOE	50200000 00	10,966,000.00		10,966,000.00	10,966,000.00				10,966,000.00	1,118,176.65	4,117,066.84			5,235,243.49	1,118,176.65	4,117,066.84			5,235,243.49	-	5,730,756.51	-	-
CO	50600000 00	2,640,000.00		2,640,000.00	2,640,000.00				2,640,000.00											-	2,640,000.00	-	-


Particulars	UACS CODE	Appropriations			Allotments				Current Year Obligations					Current Year Disbursements					Balances				
		Authorized Appropriations	Adjustments (Transfer To/From Realignment)	Adjusted Appropriations	Allotments Received	Adjustments (Withdrawal Realignment)	Transfer To	Transfer From	Adjusted Total Allotment	1st Quarter ending March 31	2nd Quarter ending June 30	3rd Quarter ending Sept. 30	4th Quarter ending Dec. 31	Total	1st Quarter ending March 31	2nd Quarter ending June 30	3rd Quarter ending Sept. 30	4th Quarter ending Dec. 31	Total	Unreleased Appropriations	Unobligated Allotment	Unpaid Obligations (15-20)+(23+24)	
																						Due and Demandable	Mat. Yet Due and Demandable
1	2	3	4	5=[3+4]	6	7	8	9	10=(6+[(7-8)+9])	11	12	13	14	15= (11+12+13+14)	16	17	18	19	20= (16+17+18+19)	21=[5-10]	22=[10-15]	23	24
MFO 2 - Palawan Sustainable Development Regulation Service	30200000	24,721,000.00		24,721,000.00	21,121,000.00				21,121,000.00	4,478,619.00	5,362,085.17			9,840,704.17	4,478,619.00	5,362,085.17			9,840,704.17		11,280,295.83		
1. Operation of Strategic Environmental Plan SEP Clearance System	302010000	16,779,000.00		16,779,000.00	13,179,000.00				13,179,000.00	2,648,731.32	3,326,905.13			5,975,636.45	2,648,731.32	3,326,905.13			5,975,636.45		7,203,363.55		
PAP																							
PS	50100000 00	9,371,000.00		9,371,000.00	9,371,000.00				9,371,000.00	1,966,979.50	2,206,254.00			4,173,233.50	1,966,979.50	2,206,254.00			4,173,233.50		5,197,766.50		
MOOE	50200000 00	3,808,000.00		3,808,000.00	3,808,000.00				3,808,000.00	681,751.82	1,120,651.13			1,802,402.95	681,751.82	1,120,651.13			1,802,402.95		2,005,597.05		
CO	50600000 00	3,600,000.00		3,600,000.00	3,600,000.00				3,600,000.00												3,600,000.00		
2. Implementation of Rules and Regulations	302020000	7,942,000.00		7,942,000.00	7,942,000.00				7,942,000.00	1,829,887.68	2,035,180.04			3,865,067.72	1,829,887.68	2,035,180.04			3,865,067.72		4,076,932.28		
PAP																							
PS	50100000 00	3,146,000.00		3,146,000.00	3,146,000.00				3,146,000.00	735,779.50	823,691.50			1,559,471.00	735,779.50	823,691.50			1,559,471.00		1,586,529.00		
MOOE	50200000 00	4,796,000.00		4,796,000.00	4,796,000.00				4,796,000.00	1,094,108.18	1,211,488.54			2,305,596.72	1,094,108.18	1,211,488.54			2,305,596.72		2,490,403.28		
CO	50600000 00																						
Sub-Total, Agency Specific Budget																							
PS	50100000 00	33,537,000.00		33,537,000.00	33,537,000.00				33,537,000.00	7,581,774.08	8,519,321.58			16,101,095.66	7,579,325.99	8,527,140.42			16,106,466.41		17,435,904.34	(5,370.75)	
MOOE	50200000 00	29,764,000.00		29,764,000.00	29,764,000.00				29,764,000.00	5,407,525.84	8,954,233.84			14,361,759.68	5,407,525.83	8,954,233.85			14,361,759.68		15,402,240.32		
CO	50600000 00	8,534,000.00		8,534,000.00	8,534,000.00				8,534,000.00		2,083,424.00			2,083,424.00		2,083,424.00			2,083,424.00		6,450,576.00		
II. Automatic Appropriations																							
PS	50100000 00	3,410,000.00		3,410,000.00	3,410,000.00				3,410,000.00	795,792.12	889,114.08			1,684,906.20	795,792.12	889,114.08			1,684,906.20		1,725,093.80		
MOOE (WME)	18400302020	597,289.00	(597,289.00)							147,211.00	(147,211.00)				147,211.00	(147,211.00)							
MOOE (IFPR)	50200000 00	3,308,536.00		3,308,536.00	3,308,536.00				3,308,536.00	147,785.41				147,785.41		147,785.41			147,785.41		3,160,750.59		
CO (IFPR)	50600000 00																						
Sub-Total, Automatic Appropriations																							
PS	50100000 00	3,410,000.00		3,410,000.00	3,410,000.00				3,410,000.00	795,792.12	889,114.08			1,684,906.20	795,792.12	889,114.08			1,684,906.20		1,725,093.80		
MOOE	50200000 00	3,905,825.00	(597,289.00)		3,308,536.00					147,785.41				147,785.41		147,785.41			147,785.41		3,160,750.59		
CO	50600000 00																						
III. Special Purpose Fund																							
MPBF - PS		4,835,898.00		4,835,898.00	4,835,898.00				4,835,898.00	585,408.00	1,832,541.00			2,417,949.00	585,408.00	1,832,541.00			2,417,949.00		2,417,949.00		
PGF - PS (pension benefits)		31,264.00		31,264.00	31,264.00				31,264.00	31,263.84				31,263.84	31,263.84				31,263.84		0.16		
Sub-Total, Special Purpose Fund																							
PS		4,867,162.00		4,867,162.00	4,867,162.00				4,867,162.00	616,671.84	1,832,541.00			2,449,212.84	616,671.84	1,832,541.00			2,449,212.84		2,417,949.16		
MOOE																							
CO																							
GRAND TOTAL		84,017,987.00	(597,289.00)	83,420,698.00	83,420,698.00				83,420,698.00	14,548,974.88	22,279,208.91			36,828,183.79	14,546,526.78	22,287,027.76			36,833,554.54		46,592,514.21	(5,370.75)	
PS		41,814,162.00		41,814,162.00	41,814,162.00				41,814,162.00	8,994,238.04	11,240,976.66			20,235,214.70	8,991,789.95	11,248,795.50			20,240,585.45		21,578,947.30	(5,370.75)	
PS (AP)																							
MOOE		29,764,000.00		29,764,000.00	29,764,000.00				29,764,000.00	5,407,525.84	8,954,233.84			14,361,759.68	5,407,525.83	8,954,233.85			14,361,759.68		15,402,240.32		
MOOE (WME)		597,289.00	(597,289.00)							147,211.00	(147,211.00)				147,211.00	(147,211.00)							
MOOE (IFPR)		3,308,536.00		3,308,536.00	3,308,536.00				3,308,536.00	147,785.41				147,785.41		147,785.41			147,785.41		3,160,750.59		
MOOE (AP)																							
CO		8,534,000.00		8,534,000.00	8,534,000.00				8,534,000.00		2,083,424.00			2,083,424.00		2,083,424.00			2,083,424.00		6,450,576.00		
CO (IFPR)																							

Particulars	UACS CODE	Appropriations			Allotments					Current Year Obligations					Current Year Disbursements					Balances			
		Authorized Appropriations	Adjustments (Transfer To/From Realignment)	Adjusted Appropriations	Allotments Received	Adjustments (Withdrawal/Realignment)	Transfer To	Transfer From	Adjusted Total Allotment	1st Quarter ending March 31	2nd Quarter ending June 30	3rd Quarter ending Sept 30	4th Quarter ending Dec. 31	Total	1st Quarter ending March 31	2nd Quarter ending June 30	3rd Quarter ending Sept. 30	4th Quarter ending Dec. 31	Total	Unreleased Appropriations	Unobligated Allotment	Unpaid Obligations (17-20) (23+24)	
																						Due and Demandable	Not Yet Due and Demandable
1	2	3	4	5=(3+4)	6	7	8	9	10=6+(-)[-]-7-8+9	11	12	13	14	15= (11+12+13+14)	16	17	18	19	20= (16+17+18+19)	21=(5-10)	22=(10-15)	23	24
Recapitulation by MFO:																							
MFO 1		21,592,000.00		21,592,000.00	21,592,000.00				21,592,000.00	3,019,374.82	6,205,444.40			9,224,819.22	3,019,374.82	6,210,815.15			9,230,189.97	-	12,867,180.78	(5,370.75)	
MFO 2		26,520,289.00	(597,289.00)	25,923,000.00	25,923,000.00				25,923,000.00	4,890,107.08	5,509,706.13			10,399,813.21	4,890,107.08	5,509,706.13			10,399,813.21	-	15,523,186.79	-	
OF WHICH:																							
KRA No. 5 - Integrity of the Environment and Climate Change Mitigation and Adaptation																							
		48,112,289.00	(597,289.00)	47,515,000.00	47,515,000.00				47,515,000.00	7,909,481.90	11,715,150.53			19,624,632.43	7,909,481.90	11,720,521.28			19,630,003.18	-	27,890,367.57	-	


Certified Correct:


 MARYAM P. SAPAD
 Budget Officer
 Date: June 30, 2016


Certified Correct:


 RAMMAN S. ROPETA
 Accountant III
 Date: June 30, 2016

Recommended By:


 TESITA A. BATUL
 Chief, Finance and Admin.
 Date: June 30, 2016

Approved By:


 NELSON P. DEVANADERA
 Executive Director
 Date: March 31, 2016